



# OHIO NORTHERN UNIVERSITY

## Department of Sports Information

FOR IMMEDIATE RELEASE

Nov. 5, 2012 - #10

SID CONTACT: Tim Glon

### Fall Sports Capsules

## Women's Soccer

**Record:** 13-4-4 Overall, 5-3-1 OAC (4th)

*OAC Tournament Champions*

**Last Week:** OAC Tournament, Mon.-Sat.; Won 2-0 Quarterfinals v Wilmington, Mon.; Won 2-1 Semifinals at Otterbein, Wed.; Won 2-0 Finals H v John Carroll, Sat.

**This Week:** NCAA III Tournament at Carnegie Mellon (Pa.), Sat.-Sun.; 1st Round v RIT (N.Y.), Sat.; 2nd Round v #19 Carnegie Mellon (Pa.)/ Cabrini (Pa.), Sun.

**Notes:**

- The Ohio Northern women's soccer team (13-4-4 Overall, 5-3-1 OAC) won its first-ever OAC Tournament title with three victories last week.
- The Polar Bears defeated Wilmington 2-0 at home in the quarterfinals on Mon.; won 2-1 at Otterbein in the semifinals on Wed. and topped John Carroll 2-0 at home in the finals on Sat.
- Against Wilmington, junior **Abbie Schauble (Cincinnati/Lakota East)** scored both goals.

## Men's Soccer

**Record:** 20-2-0 Overall, 9-0-0 OAC (1st)

*OAC Regular Season Champions*

*OAC Tournament Champions*

**National Ranking:** No. 7 (D3soccer.com); No. 11 (NSCAA)

**Last Week:** OAC Tournament, Tue.-Sat.; Won 3-1 Semifinals H v Heidelberg, Thu.; Won 2-0 Finals H v John Carroll, Sat.

**This Week:** NCAA III Tournament at Carnegie Mellon (Pa.), Fri.-Sat.; 1st Round v Thomas More (Ky.), Sat.; 2nd Round v #6 Carnegie Mellon (Pa.)/Morrisville State (N.Y.), Sun.

**Notes:**

- The #7/#11-ranked Ohio Northern men's soccer team (20-2-0 overall, 9-0-0 OAC) won the OAC Tournament title with victories over Heidelberg and John Carroll last week.
- The Polar Bears will travel to Carnegie Mellon (Pa.) for the NCAA III Tournament first and second rounds this weekend and will play Thomas More (Ky.) in the first round on Sat.
- Senior **Chris Matejka (Spencer/Cloverleaf)** scored on a bicycle kick in the 38th minute to break a scoreless tie in the finals against John Carroll.
- Video of the beautiful goal can be seen on ONUSports.com.
- The Polar Bears took advantage of the momentum swing and added a goal by freshman **Keegan Ross (Pickerington/North)** off an assist from senior **Nate Bascom (Cincinnati/Madeira)** just a minute later and ONU held on

## Polar Bears win first ever OAC Tournament championship

- At Otterbein, sophomore **Kristina Klusek (Canton, Mich.)** scored in the 48th minute to break a 1-1 tie after sophomore **Sami Atkinson (Hilliard/Darby)** gave ONU an early 1-0 lead.
- In the finals against JCU, freshman **Hannah Maloney (Loveland)** and senior **Tara Tokar (Dayton/Centerville)** collected goals.
- Through 21 matches this season, Klusek leads ONU in scoring with 36 points on 14 goals and eight assists.
- Junior **Sandy Plunkett (Dayton/Alter)** is second in scoring with 17 points on six goals and five assists and sophomore **Sandra Thoransen (Stow, Mass.)** is third with 14 points on six goals and two assists.

Continued on Page 5

## Matejka's highlight-reel goal lifts #7 ONU to OAC Tournament title

- for their third consecutive OAC Tournament crown.
- Against Heidelberg, Matejka senior Austin Windsor (Dublin/Jerome) and senior **Cameron Johnson (Rochester, N.Y./Brighton)** all scored first half goals as the Polar Bears cruised into the OAC Tournament finals for the fifth consecutive season.
- The Polar Bears have now won 13 straight matches.
- Bascom now the school leader in career points with 147 and career assists with 37. In addition, Bascom ranks second in school history with 55 goals, trailing only current ONU head coach Brent Ridenour who has 56.
- Senior **Mac Church (Whitehouse/Anthony Wayne)** improved his record to 20-2-0 on the year and earned his school-record 46th career shutout.
- Through 22 matches this season, Bascom leads ONU in scoring with 46 points on 17 goals and 12 assists.
- Ross is second with 45 points on 19 goals and seven assists and Johnson is third with 26 points with 10 goals and six assists.
- Church has a 0.54 GAA and 53 saves in goal and has 14 shutouts this season.
- Johnson is fifth with 42 career goals, is 10th with 20 assists and is fourth with 104 points.

## ONU Scoreboard

### Football

(4-5 Overall, 4-4 OAC)

11/3	H v Wilmington	W, 51-7
11/10	at Otterbein	1:30 pm

### Volleyball

(24-6 Overall, 7-2 OAC)

*OAC Tournament*

10/30	Quarterfinals H v BW	W, Forfeit
11/2	Semifinals v Ott. at MtU	L, 1-3
<i>NCAA III Tournament at Calvin (Mich.)</i>		
11/8	1st Round v #3 Wittenberg	TBA
11/9	2nd Round v #4 Hope/#12 Ott	TBA
11/10	Finals v TBA	TBA

### Men's Soccer

No. 7/11 Ranked - (20-2-0 Overall, 9-0 OAC)

*OAC Regular Season Champions*

*OAC Tournament Champions*

*OAC Tournament*

11/1	Semifinals H v Heidelberg	W, 3-1
11/3	Finals H v John Carroll	W, 2-0
<i>NCAA III Tournament at Pittsburgh, Pa.</i>		
11/9	1st Round v Thomas More (Ky.)	TBA
11/10	2nd Round v #6 CMU/M'Ville St	TBA

### Women's Soccer

(13-4-4 Overall, 5-3-1 OAC)

*OAC Tournament Champions*

*OAC Tournament*

10/29	Quarterfinals H v Wilm	W, 2-0
10/31	Semifinals at Otterbein	W, 2-1
11/3	Finals H v John Carroll	W, 2-0
<i>NCAA III Tournament at Pittsburgh, Pa.</i>		
11/9	1st Round v RIT (N.Y.)	TBA
11/10	2nd Round v #19 CMU/Cabrini	TBA

### Men's Cross Country

(80-24 Overall)

11/10	NCAA Regionals at Anderson
-------	----------------------------

### Women's Cross Country

No. 30 Ranked

(80-22 Overall) - OAC Champions

11/10	NCAA Regionals at Anderson
-------	----------------------------

### Men's Swimming & Diving

No. 24 Ranked - (2-0 Overall, 2-0 OAC)

11/2	H v Wilmington	W, 187-44
11/9	v Olivet (Mich.) at Hillsdale	6 pm

### Women's Swimming & Diving

(1-1 Overall, 1-1 OAC)

11/2	H v Wilmington	W, 170-57
11/9	at Hillsdale (Mich.)	6 pm
11/9	v Olivet (Mich.) at Hillsdale	6 pm

www.ONUSports.com

Arts & Sciences • Business • Engineering • Pharmacy • Law Since 1871

DEPARTMENT OF SPORTS INFORMATION • ADA, OH 45810 • (419) 772-2046 • FAX: (419) 772-2590

# 2012 Ohio Athletic Conference Standings

Football				Volleyball - Final				Men's Soccer - Final				Women's Soccer - Final					
	W	L	GB		W	L	GB		W	L	T	Pts		W	L	T	Pts
Mount Union	8	0	—	xy-Mount Union	9	0	—	xyz-ONU	9	0	0	27	xy-Otterbein	8	1	0	24
Heidelberg	7	1	1	xz-Otterbein	8	1	1	x-John Carroll	5	3	2	18	x-Baldwin-Wallace	6	2	1	19
Baldwin-Wallace	6	2	2	x-ONU	7	2	2	x-Wilmington	5	3	1	16	x-Capital	5	3	1	16
Otterbein	6	2	2	x-Marietta	5	4	4	x-Heidelberg	4	2	3	15	xz-ONU	5	3	1	16
John Carroll	5	3	3	x-Heidelberg	5	4	4	x-Capital	4	3	2	14	x-Wilmington	5	4	0	15
ONU	4	4	4	x-Baldwin-Wallace	4	5	5	x-Baldwin-Wallace	2	4	3	9	x-John Carroll	4	2	3	15
Muskingum	2	6	6	x-Muskingum	3	6	6	Mount Union	2	4	3	9	Mount Union	5	4	0	15
Capital	1	7	7	x-Capital	3	6	6	Otterbein	2	4	3	9	Heidelberg	2	7	0	6
Wilmington	1	7	7	John Carroll	1	8	8	Muskingum	2	7	0	6	Marietta	1	7	1	4
Marietta	0	8	8	Wilmington	0	9	9	Marietta	1	8	0	3	Muskingum	0	8	1	1
<small>y-Won OAC Regular Season title</small>				<small>x-Clinched spot in OAC Tournament</small>				<small>x-Clinched spot in OAC Tournament</small>					<small>x-Clinched spot in OAC Tournament</small>				
				<small>y-Won OAC Regular Season title</small>				<small>y-Won OAC Regular Season title</small>					<small>y-Won OAC Regular Season title</small>				
				<small>z-Won OAC Tournament</small>				<small>z-Won OAC Tournament</small>					<small>z-Won OAC Tournament</small>				

## Football

**Record:** 4-5 Overall, 4-4 OAC (6th)

**Last Week:** Won 51-7 H v Wilmington, Sat.

**This Week:** at Otterbein, Sat.

### Notes:

- The Ohio Northern football team (4-5 Overall, 4-4 OAC) scored on its first five possessions and cruised to a 51-7 win over Wilmington on Senior Day at Dial-Roberson on Sat.
- Senior **Tate Humphrey (Tarpon Springs, Fla./Mitchell)** completed 27 of 35 passes for 310 yards and four touchdowns in three quarters of work and senior **Carter Paul (Roseville/Philo)** rushed 17 times for 103 yards and two scores to lead ONU.
- ONU drove 55 yards in just five plays on its opening possession of the game and took a 7-0 lead on a 15-yard TD pass from Humphrey to freshman **Devon Price (Toledo/Start)** with just 2:43 gone in the game.
- Senior **Justin Wilson (Oakland, Calif./Tech)** scored on a 3-yard run and Northern led 14-0 with 7:33 left in the first period.
- Paul plowed in from 3 yards out and the ONU lead was 21-7 with 2:44 left in the opening stanza.
- The Polar Bears marched 69 yards in 8 plays on their fourth possession and went up 28-7 when senior **DeMarqus Payne (White House, Tenn.)** scored on a 16-yard pass from Humphrey with 13:36 left in the half.
- Ohio Northern scored on its fifth consecutive possession, driving 61 yards in seven plays, and went up 35-7 on a 1-yard pass from Humphrey to senior **Ben Myers (Clayton/Rosemont)**.
- ONU made it a 41-7 halftime lead when Paul banged over from 8 yards

## Volleyball

**Record:** 24-6 Overall, 7-2 OAC (3rd)

**Last Week:** OAC Tournament, Mon.-Sat.; Won by forfeit Quarterfinals H v Baldwin Wallace, Tue.; Lost 1-3 Semifinals v Otterbein at Mt. Union, Fri.

**This Week:** NCAA III Tournament at Calvin (Mich.), Thu.-Sat.; 1st Round v #3 Wittenberg, Thu.; 2nd Round v #4 Hope/#12 Otterbein, Fri.; Finals v TBA, Sat.

### Notes:

- The Ohio Northern volleyball team (24-6 overall, 7-2 OAC) reached the semifinals of the OAC Tournament last week.
- Third-seeded ONU won by forfeit over BW in the quarterfinals on Tue. after BW pulled out of the tournament.
- #12 Otterbein topped ONU 3-1 in the semifinals Fri. at Mt Union.
- Senior **Ellen Grenert (Wooster/Triway)** had 14 kills and junior **Kristen Davidson (Findlay)** had 11 kills to lead Ohio Northern.
- Senior **Kelsie Zumberger (Anna)** dished out 42 assists and junior **Jeni**

## Polar Bear Gridders celebrate Senior Day with 51-7 victory over Wilmington

out with 41 seconds left in the half.

- Humphrey started the second half by hitting senior **Frank Thein (Fort Recovery)** on a 9-yard TD pass with 11:45 left in the third period to make it a 48-7 game.
- Wilson extended his streak of consecutive games with at least one reception to 19.
- Freshman **Matt Chaney (Bryan)** made a 37-yard field goal as time was winding down in the fourth quarter to wrap up the scoring.
- Ohio Northern out-gained Wilmington 553-240 in total offense and held the ball for 36:25 in the game compared to 23:35 for WC.
- Through nine games this season, Humphrey leads the Polar Bears through the air, completing 115 of 192 passes for 1,506 yards and 16 TDs and has ran 103 times for 276 yards and 4 scores.
- Paul leads ONU in rushing with 581 yards and 5 TDs on 136 carries.
- Wilson has 50 catches for 518 yards and 6 TDs and freshman **Devon Price (Toledo/Start)** has 28 catches for 381 yards and a TD to lead the receivers.
- Defensively, sophomore **Steven Kenny (Dewinville, N.Y./Chautaugua Lake)**, senior **Joe Powell (Findlay)** and junior **Dillon Kwiat (Tiffin/Columbian)** lead the ONU defense with 77, 62 and 51 tackles, respectively.
- The Polar Bears will wrap up their 2012 season Sat. at Otterbein.

## Spikers nab 28th NCAA III Tournament bid after third-place finish at OAC Tournament

**Kmic (Delta)** had a team-high 22 digs for the Polar Bears.

- Through 30 matches this season, Grenert leads ONU in kills with 285, freshman **Ellie Gillespie (Loveland/St. Ursula)** is second with 273 and Davidson is third with 241.
- Zumberger has 991 assists and Kmic has 544 digs.
- Northern received a bid to the NCAA III Tournament Thu.-Sat. in Grand Rapids, Mich.
- ONU will face #3 Wittenberg in the First Round on Thu.
- The ONU/WU winner will face either #4 Hope (Mich.) or #12 Otterbein on Fri. in the Second Round with the Regional Finals slated for Sat.
- This marks the 28th NCAA III Tournament appearance in the 31-year history of the event.

## Women's Cross Country

Record: 80-22 Overall - OAC Champions

National Ranking: No. 30 (USTFCCCA)

Last Week: Idle.

This Week: NCAA III Regionals at Anderson (Ind.), Sat.

### Notes:

- The #34-ranked Ohio Northern women's cross country team (80-22 overall) won its school-record third consecutive OAC Championships title at Wilmington on Oct. 27.
- Senior All-American **Alison Steinbrunner (New Carlisle/Tecumseh)** and senior **Lydia Weaver (Chillicothe/Zane Trace)** finished 1-2 to lead Ohio Northern.
- The Polar Bears won the team title with 52 points, edging Mount Union (62 points) and John Carroll (72 points) for the crown.
- Steinbrunner had a record-setting afternoon as well, winning her OAC-record fourth consecutive individual title.
- She won the event by a full 42 seconds in 22:12 for the 6,000-meter

## No. 30 Women's Cross Country prepares for NCAA III Regional meet Sat. at Anderson, Ind.

course.

- Four ONU runners earned All-OAC honors by finishing in the top 18.
- Weaver finished second in 22:54, sophomore **Catie Huber (Findlay)** was 13th in 24:17 and freshman **Aya Tomozawa (Carmel, Ind.)** was 16th in 24:27.
- The victory was the sixth conference championship in the last eight seasons, as ONU previously won the title in 2005, '06, '08, '10, and '11.
- The Polar Bears were idle this week and will return to action on Sat. with the NCAA Division III Great Lakes Regional Championships at Anderson, Ind.
- The top two teams in each of the eight regional championship meets will earn automatic bids to the NCAA III Tournament, with 16 other at-large bids being given out on

## Football Preview

### Ohio Northern (4-5, 4-4 OAC) at Otterbein (7-2, 6-2 OAC)



**This Week's Game:** Today's game is the final game of the year for both teams.



**The Series:** ONU leads the all-time series by a 33-18 margin. ONU has won two consecutive games and 20 of the last 22 in the series, including a 34-33 win last year in Ada.



**ONU head coach Dean Paul:** Paul in his ninth season at ONU with a 62-29 record. He is 102-41 in 14 seasons overall and is 6-2 against OU.



**OU head coach Tim Doup:** Doup is in his first season at OU with a 7-2 record. He is 0-0 against ONU.



**Last Year:** #12 ONU stopped a 2-point conversion try in the first overtime to defeat Otterbein 34-33 in Ada. After QB **Austin Schlosser** hit WR **Brock Burzanko** on a 7-yard TD pass in the first overtime to pull OU within 34-33, Schlosser's 2-point conversion pass was incomplete against a great deal of pressure from the ONU defense. Northern scored on its overtime possession on a 8-yard run by QB **Tyler Rue** to take a 34-27 advantage. ONU had a chance to win the game in regulation, but a bad snap led to a blocked 34-yard field goal attempt with 23 seconds left. RB **Justin Buenger** eclipsed the 100-yard rushing mark for the second straight week, running 26 times for a career-high 122 yards and a TD for ONU. Schlosser completed 20 of 35 passes for 201 yards and two TDs for OU. ONU scored 24 straight points to take a 24-7 first half lead.



**ONU Last Game:** scored on its first five possessions and cruised to a 51-7 win over Wilmington on Senior Day in Ada. QB **Tate Humphrey** completed 27 of 35 passes for 310 yards and 4 TDs and RB **Carter Paul** rushed 17 times for 103 yards and 2 TDs to lead the Polar Bears. ONU took a 7-0 lead on a 15-yard TD pass from Humphrey to WR **Devon Price** with just 2:43 gone in the game. WR **Justin Wilson (Oakland, Calif./Tech)** scored on a 3-yard run and Paul plowed in from 3 yards out to put ONU up 21-7 in the first quarter. The Polar Bears went up 28-7 when RB **DeMarqus Payne** scored on a 16-yard pass from Humphrey with 13:36 left in the half. ONU scored on its fifth consecutive possession and went up 35-7 on a 1-yard

pass from Humphrey to RB **Ben Myers**. ONU made it a 41-7 halftime lead when Paul banged over from 8 yards out with 41 seconds left in the half. ONU out-gained WC 553-240 in total offense and held the ball for 36:25 in the game.

**ONU Leaders:** The ONU running game is led by RB **Carter Paul** (136 att, 581 yards, 5 TDs) and QB **Tate Humphrey** (103 att, 276 yards, 4 TDs). QB **Tate Humphrey** is 115 of 192 passing for 1,506 yards and 16 TDs and QB **Tyler Rue** is 43 of 83 passing for 511 yards and 2 TDs. WR **Justin Wilson** (50 rec, 518 yards, 6 TDs), WR **Devon Price** (28 rec., 381 yards, 2 TDs) and WR **Anthony Fletcher** (20 rec, 300 yards, 1 TD) lead the ONU receivers. LB **Steven Kenny**, LB **Joe Powell** and LB **Dillon Kwiat** lead the ONU defenders with 77, 62 and 51 tackles, respectively. DE **Sean Denson** leads ONU with 5.0 QB sacks leads the team with 8 TFL.

**OU Last Week:** Otterbein scored 40 unanswered points and forced six turnovers in a 40-20 win at Marietta. The Cardinals' defense forced six Marietta turnovers, including 5 INTs, and finished with five sacks in the victory. DB **Anthony Korpieski** led the defense with a pair of picks to give him a school-record 14-career interceptions. Up front, DE **Zack Grieves** led the defense with seven tackles and a sack. QB **Ben Sizemore** returned to the lineup and finished the afternoon with 189 yards passing and two touchdowns on 12-of-19 attempts. WR **Trey Fairchild** led the OU receivers with seven catches for 138 yards and a touchdown.

**OU Leaders:** The OU running game is led by RB **Brock Burzanko** (104 att, 268 yards) and RB **Joey Robinson** (62 att, 186 yards, 2 TDs). QB **Aaron Kingcade** is 63 of 103 passing for 841 yards and 5 TDs and QB **Ben Sizemore** is 46 of 92 passing for 589 yards and 5 TDs. WR **S. Carpenter** (28 rec, 413 yards, 2 TDs), RB **Trey Fairchild** (26 rec., 412 yards, 4 TDs) and WR **Chris Irwin** (22 rec, 224 yards) lead the OU receivers. DE **Zack Grieves**, LB **Chad Pepper** and DB **Patrick Seesholtz** lead the OU defenders with 56, 45 and 37 tackles, respectively. DE **Patrick Seesholtz** leads OU with 8.5 quarterback sacks and 15.0 TFL.



## Men's Cross Country

**Record:** 80-24 Overall

**National Ranking:** Receiving Votes (USTFCCCA)

**Last Week:** Idle.

**This Week:** NCAA III Regionals at Anderson (Ind.), Sat.

**Notes:**

- The Ohio Northern men's cross country team (80-24 overall) was idle last week after finishing second of 10 teams with 76 points at the 2012 OAC Championships at Wilmington on Oct. 27.

- Juniors **Mark Berton (Findlay/Fostoria Saint Wendelin)** and **Evan McKee (Medina)** each earned First Team All-Conference honors with top-9 finishes to lead Ohio Northern.

- Berton finished seventh in 26:03 and McKee was ninth in 26:08.

- In all, four Polar Bear runners earned All-OAC honors by finishing in the top 18.

- Sophomore **Nathan Rosenbaum (Orrville)** was 14th in 26:18 and senior **Michael Simmons (Columbus/Saint Charles)** earned All-OAC honors by just .1 of a second, finishing 18th in 26:22.5.

## Volleyball

**Record:** 24-5 Overall, 7-2 OAC (3rd)

**Last Week:** OAC Tournament, Mon.-Sat.; Won by forfeit Quarterfinals H v Baldwin Wallace, Tue.; Lost 1-3 Semifinals v Otterbein at Mt. Union, Fri.

**This Week:** NCAA III Tournament at Calvin (Mich.), Thu.-Sat.; 1st Round v #3 Wittenberg, Thu.; 2nd Round v #4 Hope/#12 Otterbein, Fri.; Finals v TBA, Sat.

**Notes:**

- Three Ohio Northern players were named All-Ohio Athletic Conference in volleyball for 2012 in voting conducted by the league's 10 head coaches.

- Senior outside hitter **Ellen Grenert (Wooster/Triway)** was named First Team All-Conference, senior setter **Kelsie Zumberger (Anna)** was named Second Team All-OAC freshman outside hitter **Ellie Gillespie (Loveland/St. Ursula)** was named Honorable Mention All-Conference.

- Gillespie was also named the OAC Freshman of the Year.

- Grenert is now a two-time All-OAC honoree after earning Second Team

## ONU Men's Cross Country prepares for NCAA III Regional meet Sat. at Anderson, Ind.

- All four runners earned All-Conference accolades for the second consecutive year.

- The second place finish marks the seventh consecutive year that Ohio Northern has finished in the top two at the OAC Championships meet. ONU previously won the title in 2007, '08, and '11.

- The Polar Bears were idle this week and will return to action on Sat. with the NCAA Division III Great Lakes Regional Championships at Anderson, Ind.

- The top two teams in each of the eight regional championship meets will earn automatic bids to the NCAA III Tournament, with 16 other at-large bids being given out on Sunday, Nov. 11 by 3 pm.

- In addition, the top seven individuals in each Regional not on an NCAA Qualifying team, will receive bids to compete at the NCAA III Championships Nov. 17 in Terre Haute, Ind.

## Ellen Grenert, Kelsie Zumberger, Ellie Gillespie named All-Conference in Volleyball

All-OAC kudos as a junior in 2011.

- She leads the Polar Bears with 285 kills and a .309 hitting percentage and currently has 767 career kills.

- Zumberger leads the squad with 991 assists and ranks sixth all-time with 1,785 in just two seasons at Ohio Northern.

- Gillespie is second on the squad with 273 kills and 393 digs. Her 393 digs is the fourth-most all-time by a freshman at ONU.

- Northern received a bid to the NCAA III Tournament Thu.-Sat. in Grand Rapids, Mich.

- ONU will face #3 Wittenberg in the First Round on Thu.

- The ONU/WU winner will face either #4 Hope (Mich.) or #12 Otterbein on Fri. in the Second Round with the Regional Finals slated for Sat.

- This marks the 28th NCAA III Tournament appearance in the 31-year history of the event.

# 2012-13 OAC All-Sports Standings

## Men's Standings

	XC	Soc	FB	SD	BkB	WR	ITF	Golf	OTF	Ten	Bsb	Total
<b>Ohio Northern</b>	<b>9</b>	<b>10</b>										<b>19.00</b>
John Carroll	8	9										17.00
Wilmington	7	8										15.00
Mount Union	10	4										14.00
Heidelberg	4	7										11.00
Muskingum	6	2										8.00
Capital	1	6										7.00
Baldwin-Wallace*	3	4										7.00
Marietta	5	1										6.00
Otterbein	2	4										6.00

## Women's Standings

	XC	Soc	VB	SD	BkB	ITF	Golf	OTF	Ten	SB	Total
<b>Ohio Northern</b>	<b>10</b>	<b>7.5</b>	<b>7.75</b>								<b>25.25</b>
Otterbein	5	10	9.5								24.50
Mount Union	9	5	9.5								23.50
Baldwin-Wallace*	7	9	4.75								20.75
Capital	4	7.5	4								15.50
John Carroll	8	5	2								15.00
Heidelberg	3	3	7								13.00
Wilmington	6	5	1								12.00
Marietta	1	2	5.5								8.50
Muskingum	2	1	4								7.00

\* - Baldwin Wallace has withdrawn from all postseason OAC and NCAA events in 2012-13 and its OAC All-Sports status has not yet been determined.

## Winter Sports Capsules

### #24 Men's Swimming & Diving

(2-0 Overall, 2-0 OAC)

10/27	at John Carroll*	W, 204-75	1-0, 1-0
11/2	<b>WILMINGTON*</b>	W, 187-44	2-0, 2-0
11/9	v Olivet (Mich.) at Hillsdale (Mich.)		6 pm
11/16	<b>WITTENBERG</b>		6 pm
11/29-12/1	at Wooster Invitational		10 am/6 pm
12/8	<b>FINDLAY &amp; DEFIANCE*</b>		1 pm
1/11	<b>OBERLIN</b>		6 pm
1/12	at Mount Union*		1 pm
1/18	at Kenyon		6 pm
1/19	<b>BALDWIN WALLACE*</b>		1 pm
1/25	at Notre Dame (Ohio)		6 pm
1/26	at Case Western Reserve		1 pm
2/14-16	OAC Championships at Akron, O.		10 am/6 pm
3/20-23	NCAA III Championships at Shenandoah, Tex.		

\*OAC Meet

HOME MEETS IN BOLD

### Women's Swimming & Diving

(1-1 Overall, 1-1 OAC)

10/27	at John Carroll*	L, 139-141	0-1, 0-1
11/2	<b>WILMINGTON*</b>	W, 170-57	1-1, 1-1
11/9	at Hillsdale (Mich.) w/Olivet (Mich.)		6 pm
11/16	<b>WITTENBERG</b>		6 pm
11/29-12/1	at Wooster Invitational		10 am/6 pm
12/8	<b>FINDLAY &amp; DEFIANCE*</b>		1 pm
1/11	<b>OBERLIN</b>		6 pm
1/12	at Mount Union*		1 pm
1/18	at Kenyon		6 pm
1/19	<b>BALDWIN WALLACE*</b>		1 pm
1/25	at Notre Dame (Ohio)		6 pm
1/26	at Case Western Reserve		1 pm
2/14-16	OAC Championships at Akron, O.		10 am/6 pm
3/20-23	NCAA III Championships at Shenandoah, Tex.		

\*OAC Meet

HOME MEETS IN BOLD

## Men's Swimming & Diving

Record: 2-0 Overall, 2-0 OAC (1st)

National Ranking: No. 24 (USTFCCCA)

Last Week: Won 187-44 H v Wilmington, Fri.

This Week: v Olivet (Mich.) at Hillsdale (Mich.), Fri.

#### Notes:

- The #24-ranked Ohio Northern men's swimming and diving team (2-0 Overall, 2-0 OAC) improved to 2-0 on the season with a 187-44 victory over Wilmington Fri. at the ONU Sports Center.
- The victory extends Ohio Northern's streak of consecutive OAC regular season dual meet wins to 27.
- Senior **Drew Keriazes (Springfield)** won twice and was a part of a winning relay to lead ONU.
- Keriazes won the 200 IM and the 100 back in 2:01.38 and 56.22, respectively, and was part of ONU's winning 400 medley relay team (3:36.83).
- Northern won five of the six freestyle events led by freshman **Jacob**

## #24 Men's Swimming tops Wilmington 187-44; Runs OAC Regular Season win streak to 27

- **Croasdell (Nokesville, Va./Battlefield)** in the 1,000 free in 10:20.15.
- Sophomore **Brian Heilbronner (Lorton, Va./Hayfield)** won the 200 free in 1:49.87, junior **John Beaschler (Ada)** won the 100 free in :49.02 and junior **Christian Garlock (Belle Center/Bellefontaine)** won the 50 free in :22.05.
- Junior **Jordan Breitigam (Bowling Green)** won the 100 fly in 52.56 and freshman **Connor Wood (Lowell, Ind.)** won the 100 breast in 1:01.45.
- ONU also won the 400 free relay in 3:19.02.
- Junior **Kyle Rex (Napoleon)** swept the diving events, winning the 1-meter with 220.65 points and the 3-meter with 227.25 points.
- Ohio Northern will be in action again on Fri. when they travel to Hillsdale (Mich.) for a meet with Olivet (Mich.).

## Women's Swimming & Diving

Record: 1-1 Overall, 1-1 OAC (1st)

Last Week: Won 170-57 H v Wilmington, Fri.

This Week: at Hillsdale (Mich.) w/Olivet (Mich.), Fri.

#### Notes:

- The Ohio Northern men's swimming and diving team (1-1 Overall, 1-1 OAC) defeated Wilmington 170-57 in its 2012-13 season opener Fri. night at the ONU Sports Center.
- Senior **Amy Elmer (South Milwaukee, Wis.)** broke the school record in 3-meter diving with a score of 260.35, breaking the previous record of 250.30 held by Deantha Budde in 1988.
- She also won the 1-meter dive with a score of 221.70
- In the 200 yard freestyle, sophomore **Ashley Zoeller (Port Clinton)** won in 2:04.90, while senior **Mackenzie Hoffman (Strongsville)** won the 50 yard freestyle in 25.68 seconds.
- In the 200 yard IM, junior **Lindsey Rayhill (Springfield, Ill./Glen-**

## Senior Amy Elmer sets 1-Meter Diving record as Women's Swimmers top Wilmington 170-57

- **wood**) came out on top with a time of 2:19.51.
- Rayhill also won the 100 yard butterfly in 1:00.01.
- Junior **Jennifer Hartsel (Algonquin, Ill./Crystal Lake South)** won the 100 yard freestyle in 58.02 seconds.
- In the 100 yard backstroke, freshman **Lindsey Inkrott (Pickerington)** won in 1:02.27.
- Winning the 500 yard freestyle was sophomore **Taylor McCabe (Powell/Olentangy Liberty)** in 5:37.33.
- ONU also won the 400 yard medley relay in 4:13.45 and won the 400 yard freestyle relay in 3:50.62.
- Ohio Northern will be in action again on Fri. at Hillsdale (Mich.) for a tri-meet with Olivet (Mich.).

## Women's Soccer

Record: 13-4-4 Overall, 5-3-1 OAC (4th)

OAC Tournament Champions

Continued from Page 1:

- Senior goalie **Erin Waehner (Libertyville, Ill.)** has a sparkling 0.62 GAA, 48 saves and nine shutouts in goal.
- The Polar Bears will travel to Carnegie Mellon (Pa.) for the NCAA III Tournament first and second rounds this weekend and will play Rochester

## Polar Bears win first ever OAC Tournament title; Will face RIT (N.Y.) in NCAA Tournament on Sat.

- Institute of Technology (N.Y.) in the first round on Sat.
- With a win, ONU would face either #19 Carnegie Mellon or Cabrini (Pa.) in the Second Round on Sun.

# National Polls

## D3soccer.com Men's Soccer Poll - #9 10/30/12

No.	School (1st-Place Votes)	2012 Record	Points	Last Week
1.	Messiah (Pa.) (23)	17-0-1	623	1
2.	Loras (Iowa) (1)	17-1-1	572	3
3.	Trinity (Tex.) (1)	16-0-3	565	2
4.	Amherst (Mass.) (1)	13-0-2	538	4
5.	Montclair State (N.J.)	18-2-0	526	5
6.	Williams (Mass.)	12-2-1	508	6
7.	<b>Ohio Northern</b>	<b>18-2-0</b>	<b>470</b>	<b>7</b>
8.	Carnegie Mellon (Pa.)	12-2-1	430	11
9.	Swarthmore (Pa.)	13-1-2	374	12
10.	St. Lawrence (N.Y.)	13-2-2	353	9
11.	Brandeis (Mass.)	15-2-1	332	8
12.	Dominican (Ill.)	14-2-1	323	13
13.	Susquehanna (Pa.)	15-2-0	284	14
14.	Stevens (N.J.)	15-2-0	281	15
15.	Whitworth (Calif.)	13-1-3	255	10
16.	Carleton (Minn.)	16-1-1	247	17
17.	Rutgers-Camden (N.J.)	14-2-2	222	16
18.	Eastern Connecticut State	15-1-1	189	19
19.	Wheaton (Ill.)	14-3-2	159	20
20.	York (Pa.)	12-5-2	155	18
21.	Ohio Wesleyan	13-2-3	135	21
22.	Plattsburgh State (N.Y.)	16-2-1	124	22
23.	Christopher Newport (Va.)	15-2-2	93	25
24.	Babson (Mass.)	13-3-2	88	25
25.	Scranton (Pa.)	13-1-2	55	-

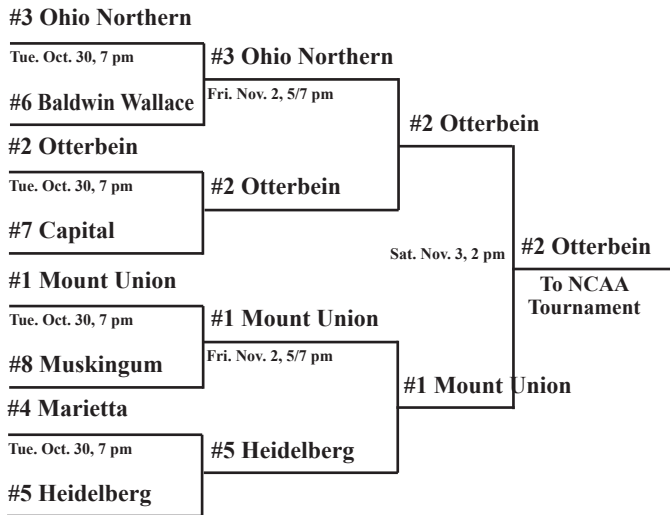
Others receiving votes: Medaille (N.Y.) 43, DePauw (Ind.) 41, Calvin (Mich.) 29, Gustavus Adolphus (Minn.) 28, Pomona-Pitzer (Calif.) 16, North Park (Ill.) 15, Olivet (Mich.) 11, Wisconsin-Platteville 9, Hiram 8, Vassar (N.Y.) 6, Frostburg State (N.Y.) 5, Penn State-Behrend 3, Transylvania (Ky.) 3, Methodist (N.C.) 2, Colorado College 2, Puget Sound (Wash.) 1, Washington (Mo.) 1, Centre (Ky.) 1.

## NSCAA Men's Soccer Poll - #9 10/30/12

No.	School (1st-Place Votes)	2012 Record	Last Week
1.	Messiah (Pa.)	17-0-1	1
2.	Amherst (Mass.)	13-0-2	2
3.	Trinity (Tex.)	16-0-3	3
4.	Loras (Iowa)	16-1-1	4
5.	Montclair State (N.J.)	17-1-0	5
6.	Carnegie Mellon (Pa.)	12-2-1	6
7.	Stevens (N.J.)	15-2-0	6
8.	Dominican (Ill.)	14-2-1	8
9.	Williams (Mass.)	13-0-2	9
10.	Swarthmore (Pa.)	13-1-2	11
11.	<b>Ohio Northern</b>	<b>18-2-0</b>	<b>12</b>
12.	Cal Poly (Calif.)	16-1-1	13
13.	Christopher Newport (Va.)	15-2-2	14
14.	Whitworth (Calif.)	13-1-3	10
15.	St. Lawrence (N.Y.)	13-2-2	18
16.	Wheaton (Ill.)	14-3-2	16
17.	Brandeis (Mass.)	15-2-1	17
18.	Rutgers-Camden (N.J.)	14-2-2	19
19.	Ohio Wesleyan	13-2-3	23
20.	Susquehanna (Pa.)	15-2-0	20
21.	Rochester (N.Y.)	9-3-3	15
22.	Calvin (Mich.)	13-3-1	24
23.	Gustavus Adolphus	14-2-1	NR
24.	Pomona-Pitzer (Calif.)	14-4-1	NR
25.	Eastern Connecticut State	14-1-1	25

Others Receiving Votes: DePauw (Ind.), Scranton (Pa.), Frostburg State (Md.), Plattsburgh State (N.Y.).

## 2012 Ohio Athletic Conference Volleyball Tournament



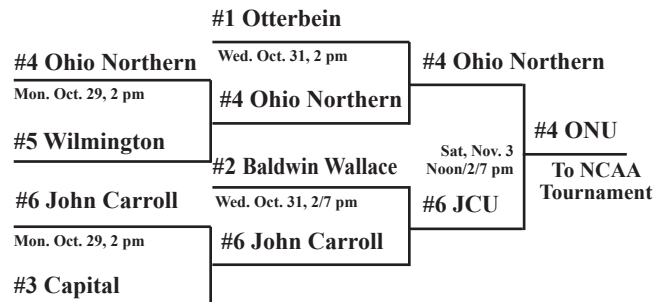
\*Quarterfinal matches at home of higher seeded team. Semifinals and Finals at home of highest seeded Quarterfinal winner.

## 2012 Ohio Athletic Conference Men's Soccer Tournament



\*All matches at home of higher seeded team.

## 2012 Ohio Athletic Conference Women's Soccer Tournament



\*All matches at home of higher seeded team.

## National Polls

### Brute-NWCA Wrestling Preseason Poll - 10/25/12

No.	School	Total Points	Last Week
1.	Wartburg (Iowa)		
2.	Augsburg (Minn.)		
3.	Coe (Iowa)		
4.	Elmhurst (Ill.)		
5.	Wisconsin-Whitewater		
6.	Wisconsin-LaCrosse		
7.	Cortland State (N.Y.)		
8.	Centenary (N.J.)		
9.	Luther (Iowa)		
<b>10.</b>	<b>Ohio Northern</b>		
11.	Ithaca (N.Y.)		
12.	Olivet (Mich.)		
13.	Wilkes (Pa.)		
14.	Concordia (Minn.)		
15.	Wisconsin-Stevens Point		
16.	Wabash (Ind.)		
17.	Augustana (Ill.)		
18.	Johns Hopkins (Md.)		
19.	Saint Olaf (Minn.)		
20.	Wesleyan (Conn.)		
21.	Dubuque (Iowa)		
22.	Springfield (Mass.)		
23.	Saint John's (Minn.)		
24.	Cornell (Iowa)		
25.	Messiah (Pa.)		
26.	New Jersey		
27.	North Central (Ill.)		
28.	Johnson & Wales (R.I.)		
29.	Central (Iowa)		
30.	Stevens (N.J.)		

### D3Hoops.com Women's Basketball Preseason Poll - 10/31/12

No.	School	Total Points	Last Week
1.	Calvin (Mich.) (9)	592	5
2.	George Fox (Ore.) (6)	560	2
3.	St. Thomas (Minn.) (2)	536	3
4.	DePauw (Ind.) (2)	515	11
5.	Illinois Wesleyan (5)	451	1
6.	Mount Union	395	8
7.	UW-Stevens Point (1)	365	12
8.	UW-Whitewater	354	25
9.	Washington (Mo.)	352	17
10.	Lebanon Valley (Pa.)	337	14
11.	Lewis and Clark (Ore.)	270	10
12.	Hope (Mich.)	265	--
13.	Messiah (Pa.)	259	--
14.	Thomas More (Ky.)	254	24
15.	Amherst (Mass.)	248	4
16.	Mary Washington (Va.)	225	7
17.	Tufts (Mass.)	219	23
18.	York (Pa.)	195	20
19.	Emmanuel (Mass.)	187	29
20.	Carthage (Wisc.)	180	9
21.	Coe (Iowa)	177	--
22.	Emory (Ga.)	125	--
23.	Williams (Mass.)	107	--
24.	Rochester (N.Y.)	93	--
25.	William Patterson	86	15

**Others Receiving Votes:** Chicago (Ill.) 84; Centre (Ky.) 80; Hartwick 63 (N.Y.); Juniata 60 (Pa.); Millsaps (Tx.) 58; Ithaca (N.Y.) 56; Baldwin Wallace 48; Christopher Newport (R.I.) 45; Babson (Mass) 42; King's (Pa.) 42; Franklin (Ind.) 39; **Ohio Northern 36**; Muhlenberg (Pa.) 31; Southern Maine 30; Johns Hopkins (Md.) 17; Simpson (Iowa) 10; Howard Payne (Tx.) 10; Rhode Island College 6; UW-Eau Claire 5; Eastern Mennonite (Va.) 4; St. Vincent (Ind.) 4; Louisiana College 4; Guilford (N.C.) 3; Texas-Dallas 1.

### USTFCCCA Women's Cross Country Poll #6 - 10/31/12

No.	School	Total Points	Last Week
1.	MIT (5)	277	1
2.	Johns Hopkins (Md.) (3)	275	2
3.	Williams (Mass.)	261	3
4.	Claremont-Mudd-Scripps (Calif.)	259	4
5.	Calvin (Mich.)	242	6
	Middlebury (Vt.)	242	5
7.	St. Lawrence (N.Y.)	234	7
8.	Chicago (Ill.)	225	8
9.	Wartburg (Iowa)	211	11
10.	Oberlin	208	9
11.	Wisconsin-Eau Claire	202	10
12.	Geneseo State (N.Y.)	193	12
13.	Haverford (Pa.)	173	14
14.	New York U.	165	16
15.	Gustavus Adolphus (Minn.)	164	NR
16.	Luther (Iowa)	163	t19
17.	Amherst (Mass.)	153	21
18.	St. Olaf (Minn.)	148	13
19.	Dickinson (Pa.)	129	15
20.	Tufts (Mass.)	117	17
	Carnegie Mellon (Pa.)	117	NR
22.	Hope (Mich.)	115	t19
23.	Case Western Reserve	108	18
24.	Lewis & Clark (Ore.)	104	22
25.	Bates (Mass.)	83	28
26.	Rowan (N.J.)	76	26
27.	Illinois Wesleyan	75	24
28.	Trinity (Tex.)	64	25
29.	Carleton (Minn.)	61	23
30.	Ohio Northern	49	34
31.	Washington (Mo.)	47	27
32.	Plattsburgh State (N.Y.)	28	33
33.	Kenyon	16	30
34.	Wisconsin-LaCrosse	14	RV
35.	Rochester (N.Y.)	13	31

**Others Receiving Votes:** Emory 6, St. Thomas (Minn.) 6, Willamette 6, Wesleyan (Conn.) 5, Ithaca 3, UW-Oshkosh 3.

### CollegeSwimming.com Men's Power Rankings #1 - 10/31/12

No.	School	Total Point
1.	Emory (Ga.)	36.00
2.	Kenyon	40.44
3.	Johns Hopkins (Md.)	47.63
4.	Claremont-Mudd-Scripps (Calif.)	50.56
5.	DePauw (Ind.)	55.04
6.	Case Western Reserve	55.48
7.	Denison	56.44
8.	Carnegie Mellon (Pa.)	57.26
9.	Stevens (N.J.)	62.33
10.	Chicago (Ill.)	64.081
11.	Rochester (N.Y.)	65.04
12.	Washington & Lee (Va.)	67.85
13.	Washington (Mo.)	69.30
14.	St. Thomas (Minn.)	72.00
15.	Rose-Hulman (Ind.)	73.70
16.	Rowan (N.J.)	74.44
17.	New Jersey	75.30
18.	New York U.	76.56
19.	Mary Washington (Va.)	76.81
20.	Hartwick (N.Y.)	76.85
21.	Ithaca (N.Y.)	77.37
22.	Kalamazoo (Mich.)	79.41
23.	Lake Forest (Ill.)	79.81
<b>24.</b>	<b>Ohio Northern</b>	<b>81.74</b>
25.	Calvin (Mich.)	82.15



## Football

(4-5 Overall, 4-4 OAC)

9/1	at North Carolina Wesleyan	L, 13-16 (ot)	0-1
9/15	<b>HEIDELBERG*</b>	L, 7-43	0-2, 0-1
9/22	<b>CAPITAL*</b>	W, 28-14	1-2, 1-1
9/29	at #1 Mount Union	L, 0-54	1-3, 1-2
10/6	<b>#24 BALDWIN WALLACE* (HC)</b>	L, 20-22	1-4, 1-3
10/13	at Marietta*	W, 56-14	2-4, 2-3
10/20	at John Carroll*	L, 23-28	2-5, 2-4
10/27	<b>MUSKINGUM*</b>	W, 20-19	3-5, 3-4
11/3	<b>WILMINGTON*</b>	W, 51-7	4-5, 4-4
11/10	at Otterbein*		1:30 pm

HOME GAMES IN BOLD CAPS

## #7/#11 Men's Soccer

(20-2-0 Overall, 9-0-0 OAC)

### OAC Regular Season Champs - OAC Tournament Champs

9/1-2	<i>at Penn State-Behrend Tournament</i>		
9/1	v. Geneseo St. (N.Y.)	W, 4-0	1-0-0
9/2	v. Centre (Ky.)	W, 4-1	2-0-0
9/4	at Anderson (Ind.)	W, 3-0	3-0-0
9/7-8	<b>ONU INVITATIONAL</b>		
9/7	<b>DEFIANCE</b>	W, 5-1	4-0-0
9/8	<b>#13 CARNEGIE MELLON (Pa.)</b>	L, 2-3	4-1-0
9/11	at Wittenberg	W, 5-0	5-1-0
9/14	<b>FRANKLIN (Ind.)</b>	W, 3-1	6-1-0
9/15	<b>TRANSYLVANIA (Ky.)</b>	W, 2-0	7-1-0
9/19	at #21 Ohio Wesleyan	L, 0-2	7-2-0
9/22	<b>THOMAS MORE (Ky.)</b>	W, 5-0	8-2-0
9/23	<b>MANCHESTER (Ind.)</b>	W, 6-1	9-2-0
9/29	<b>MOUNT UNION*</b>	W, 3-0	10-2-0, 1-0-0
10/2	at Capital*	W, 4-0	11-2-0, 2-0-0
10/6	at Baldwin Wallace*	W, 1-0	12-2-0, 3-0-0
10/10	<b>OTTERBEIN*</b>	W, 2-0	13-2-0, 4-0-0
10/13	<b>MARIETTA*</b>	W, 3-0	14-2-0, 5-0-0
10/16	at Heidelberg*	W, 5-0	15-2-0, 6-0-0
10/20	<b>JOHN CARROLL*</b>	W, 2-0	16-2-0, 7-0-0
10/24	<b>WILMINGTON*</b>	W, 3-1	17-2-0, 8-0-0
10/27	at Muskingum*	W, 5-0	18-2-0, 9-0-0
10/30-N3	<i>OAC Tournament</i>		
11/2	<b>OAC Semis H v HEIDELBERG</b>	W, 3-1	19-2-0, 9-0-0
11/4	<b>OAC Finals H v JOHN CARROLL</b>	W, 2-0	20-2-0, 9-0-0
11/10-11	<i>NCAA III Tournament at Pittsburgh, Pa.</i>		
11/10	v Thomas More (Ky.)		TBA
11/11	v #6 Carnegie Mellon (Pa.)/Morrisville St (N.Y.)		TBA

HOME MATCH

\* OAC

## #30 Women's Cross Country

(80-22 Overall) - OAC Champions

9/1	<b>ONU INVITATIONAL</b>	1st of 3, 18 Pts.	2-0
9/8	at Calvin (Mich.) Select Meet	5th of 22, 145 Pts.	19-4
9/22	at Williams (Mass.) Classic	8th of 15, 199 Pts.	26-11
9/22	at Otterbein Invitational-JV	3rd of 8, 80 Pts.	
9/28	All-Ohio at Cedarville	4th of 21, 141 Pts.	43-14
10/13	at Wis.-Oshkosh Inv.	9th of 37, 283 Pts.	71-22
9/13	at Oberlin Rumble-JV	4th of 14, 128 Pts.	
10/27	OAC Championships at Wilm.	1st of 10, 52 Pts.	80-22
11/10	NCAA Regionals at Anderson (Ind.)		11 am
11/17	NCAAs at Terre Haute (Ind.)		Noon

HOME MEETS IN BOLD CAPS

## Men's Cross Country

(80-24 Overall)

9/1	<b>ONU INVITATIONAL</b>	1st of 3, 18 Pts.	2-0
9/8	at Calvin (Mich.) Select Meet	7th of 20, 179 Pts.	15-6
9/22	at Williams (Mass.) Classic	6th of 17, 135 Pts.	26-11
9/22	at Otterbein Invitational-JV	3rd of 12, 101 Pts.	
9/28	All-Ohio at Cedarville	2nd of 22, 96 Pts.	46-12
10/13	at Wis.-Oshkosh Inv.	12th of 38, 393 Pts.	72-23
9/13	at Oberlin Rumble-JV	5th of 20, 149 Pts.	
10/27	OAC Championships at Wilm.	2nd of 10, 76 Pts.	80-24
11/10	NCAA Regionals at Anderson (Ind.)		11 am
11/17	NCAAs at Terre Haute (Ind.)		Noon

HOME MEETS IN BOLD CAPS

## Volleyball

(24-6 Overall, 7-2 OAC)

8/31-9/1	<b>ONU INVITATIONAL</b>		
8/31	<b>WOOSTER</b>	W, 3-0	1-0
9/3	<b>CARNEGIE MELLON (Pa.)</b>	W, 3-1	2-0
9/2	<b>THIEL (Pa.)</b>	W, 3-0	3-0
9/3	<b>TRINE (Ind.)</b>	W, 3-1	4-0
9/5	at Bluffton	L, 1-3	4-1
9/7-8	<i>at Hanover (Ind.) Tourn.</i>		
9/7	v Anderson (Ind.)	W, 3-0	5-1
9/7	at Hanover (Ind.)	W, 3-0	6-1
9/8	v Spalding (Ky.)	W, 3-1	7-1
9/8	v Bethany (W.Va.)	W, 3-1	8-1
9/11	at Denison	W, 3-0	9-1
9/14-15	<i>at Wittenberg Classic</i>		
9/14	v #3 Calvin (Mich.)	L, 0-3	9-2
9/14	v Mt. St. Joseph	W, 3-0	10-2
9/15	v #7 Hope (Mich.)	L, 0-3	10-3
9/15	v Alma (Mich.)	W, 3-1	11-3
9/18	<b>CAPITAL*</b>	W, 3-0	12-3, 1-0
9/21-22	<i>HCAC/OAC Challenge at Hanover</i>		
9/21	v Bluffton	W, 3-0	13-3, 1-0
9/21	at Transylvania (Ky.)	W, 3-2	14-3, 1-0
9/22	v Hanover (Ind.)	W, 3-1	15-3, 1-0
9/22	v Mt. St. Joseph	W, 3-1	16-3, 1-0
9/26	<b>KENYON</b>	W, 3-0	17-3, 1-0
9/29	at #16 Mount Union*	L, 1-3	17-4, 1-1
10/6	<b>BALDWIN WALLACE* (HC)</b>	W, 3-0	18-4, 2-1
10/10	at #10 Otterbein*	L, 0-3	18-5, 2-2
10/12	at Marietta*	W, 3-2	19-5, 3-2
10/16	<b>HEIDELBERG*</b>	W, 3-2	20-5, 4-2
10/19	at John Carroll*	W, 3-1	21-5, 5-2
10/23	<b>WILMINGTON*</b>	W, 3-1	22-5, 6-2
10/27	<b>MUSKINGUM*</b>	W, 3-0	23-5, 7-2
10/30-N3	<i>OAC Tournament</i>		
10/30	<b>OAC Quarters H v BW</b>	W, Forfeit	24-5, 7-2
11/2	OAC Semis v Otterbein at MtU	L, 1-3	24-6, 7-2
11/8-10	<i>NCAA III Regionals at Grand Rapids, Mich.</i>		
11/8	1st Round v #3 Wittenberg		12:30 pm
11/9	2nd Round v #4 Hope (Mich.) or #12 Otterbein		5:30 pm
11/10	Finals v TBA		8 pm
11/15-17	<i>NCAA III Finals at Holland, Mich.</i>		

HOME MATCH

\*OAC Game

## Women's Soccer

(13-4-4 Overall, 5-3-1 OAC) - OAC Tournament Champs

9/31	<b>GROVE CITY (Pa.)</b>	T, 1-1 (2ot)	0-0-1
9/2	<b>#17 CASE W. RESERVE</b>	T, 1-1 (2ot)	0-0-2
9/8-9	<i>at Wooster Invitational</i>		
9/8	v Earlham (Ind.)	W, 1-0	1-0-2
9/9	at Wooster	W, 2-0	2-0-2
9/12	<b>OHIO WESLEYAN</b>	W, 2-1 (ot)	3-0-2
9/15	<b>MT. ST. JOSEPH</b>	W, 5-0	4-0-2
9/18	at Denison	T, 1-1 (2ot)	4-0-3
9/22	<b>THOMAS MORE (Ky.)</b>	W, 1-0	5-0-3
9/29	<b>MOUNT UNION*</b>	W, 3-0	6-0-3, 1-0-0
10/3	at Capital*	L, 1-2	6-1-3, 1-1-0
10/6	at Baldwin Wallace*	L, 0-1	6-2-3, 1-2-0
10/9	<b>OTTERBEIN*</b>	L, 1-2	6-3-3, 1-3-0
10/11	<b>WITTENBERG</b>	L, 0-1	6-4-3, 1-3-0
10/13	<b>MARIETTA*</b>	W, 5-0	7-4-3, 2-3-0
10/17	at Heidelberg*	W, 2-0	8-4-3, 3-3-0
10/20	<b>JOHN CARROLL*</b>	T, 1-1 (2ot)	8-4-4, 3-3-1
10/23	at Wilmington*	W, 2-1	9-4-4, 4-3-1
10/27	at Muskingum*	W, 4-1	10-4-4, 5-3-1
10/29-N3	<i>OAC Tournament</i>		
10/29	<b>OAC Quarters H v WILMINGTON</b>	W, 2-0	11-4-4, 5-3-1
10/31	OAC Semis at Otterbein	W, 2-1	12-4-4, 5-3-1
11/3	<b>OAC Finals H v JOHN CARROLL</b>	W, 2-0	13-4-4, 5-3-1
11/10-11	<i>NCAA III Tournament at Pittsburgh, Pa.</i>		
11/10	v Rochester Inst. of Technology (N.Y.)		TBA
11/11	v #19 Carnegie Mellon (Pa.)/Cabrin (Pa.)		TBA

\*OAC

HOME MATCHES IN BOLD



# Football Season Statistics

## (4-5 Overall, 4-4 OAC)

2012 Ohio Northern Football  
Ohio Northern Overall Team Statistics (as of Nov 04, 2012)

TEAM STATISTICS	ONU	OPP
SCORING.....	218	217
Points Per Game.....	24.2	24.1
FIRST DOWNS.....	185	164
Rushing.....	79	69
Passing.....	92	81
Penalty.....	14	14
RUSHING YARDAGE.....	1266	1237
Yards gained rushing.....	1569	1459
Yards lost rushing.....	303	222
Rushing Attempts.....	404	329
Average Per Rush.....	3.1	3.8
Average Per Game.....	140.7	137.4
TDs Rushing.....	13	14
PASSING YARDAGE.....	2017	1876
Comp-Att-Int.....	158-276-12	140-269-10
Average Per Pass.....	7.3	7.0
Average Per Catch.....	12.8	13.4
Average Per Game.....	224.1	208.4
TDs Passing.....	18	13
TOTAL OFFENSE.....	3283	3113
Total Plays.....	680	598
Average Per Play.....	4.8	5.2
Average Per Game.....	364.8	345.9
KICK RETURNS: #-Yards.....	32-627	33-652
PUNT RETURNS: #-Yards.....	25-191	18-217
INT RETURNS: #-Yards.....	10-30	12-75
KICK RETURN AVERAGE.....	19.6	19.8
PUNT RETURN AVERAGE.....	7.6	12.1
INT RETURN AVERAGE.....	3.0	6.2
FUMBLES-LOST.....	8-4	13-4
PENALTIES-Yards.....	44-404	48-453
Average Per Game.....	44.9	50.3
PUNTS-Yards.....	50-1825	48-1775
Average Per Punt.....	36.5	37.0
Net punt average.....	30.2	31.8
TIME OF POSSESSION/Game.....	31:40	28:20
3RD-DOWN Conversions.....	67/151	45/121
3rd-Down Pct.....	44%	37%
4TH-DOWN Conversions.....	11/21	8/17
4th-Down Pct.....	52%	47%
SACKS BY-Yards.....	14-88	23-142
MISC YARDS.....	0	0
TOUCHDOWNS SCORED.....	31	30
FIELD GOALS-ATTEMPTS.....	1-4	3-9
ON-SIDE KICKS.....	1-2	0-0
RED-ZONE SCORES.....	(23-37) 62%	(17-27) 63%
RED-ZONE TOUCHDOWNS.....	(22-37) 59%	(15-27) 56%
PAT-ATTEMPTS.....	(27-29) 93%	(24-27) 89%
ATTENDANCE.....	11696	9666
Games/Avg Per Game.....	5/2339	4/2416
Neutral Site Games.....		0/0

SCORE BY QUARTERS	1st	2nd	3rd	4th	OT	Total
Ohio Northern.....	72	82	42	22	0	- 218
Opponents.....	61	65	63	25	3	- 217

# Football Season Statistics

## (4-5 Overall, 4-4 OAC)

RUSHING	GP	Att	Gain	Loss	Net	Avg	TD	Long	Avg/G
Carter Paul	9	136	602	21	581	4.3	5	24	64.6
Tate Humphrey	8	103	393	117	276	2.7	4	16	34.5
Devian McKennie	4	49	175	18	157	3.2	1	28	39.2
DeMarqus Payne	9	32	149	10	139	4.3	1	20	15.4
Tyler Rue	5	29	127	46	81	2.8	1	19	16.2
Justin Buenger	7	19	31	14	17	0.9	0	8	2.4
Justin Wilson	9	3	16	3	13	4.3	1	13	1.4
Will Bodden	3	4	12	0	12	3.0	0	4	4.0
Justin McCray	2	1	11	0	11	11.0	0	11	5.5
Justin Magazine	2	5	14	3	11	2.2	0	9	5.5
Devon Price	9	12	25	15	10	0.8	0	10	1.1
Paul Winkler	3	2	8	2	6	3.0	0	8	2.0
Alex Mickley	4	2	6	0	6	3.0	0	3	1.5
TEAM	6	7	0	54	-54	-7.7	0	0	-9.0
Total.....	9	404	1569	303	1266	3.1	13	28	140.7
Opponents.....	9	329	1459	222	1237	3.8	14	51	137.4

PASSING	GP	Effic	Cmp-Att-Int	Pct	Yds	TD	Lng	Avg/G
Tate Humphrey	8	147.03	115-192-6	59.9	1506	16	75	188.2
Tyler Rue	5	97.02	43-83-6	51.8	511	2	79	102.2
TEAM	6	0.00	0-1-0	0.0	0	0	0	0.0
Total.....	9	131.46	158-276-12	57.2	2017	18	79	224.1
Opponents.....	9	119.14	140-269-10	52.0	1876	13	79	208.4

RECEIVING	GP	No.	Yds	Avg	TD	Long	Avg/G
Justin Wilson	9	50	518	10.4	6	55	57.6
Devon Price	9	28	381	13.6	2	75	42.3
Anthony Fletcher	8	20	300	15.0	1	79	37.5
Kyle Baker	9	15	122	8.1	0	15	13.6
Frank Thien	9	14	358	25.6	5	51	39.8
Carter Paul	9	9	121	13.4	1	31	13.4
Ryan Malone	9	4	40	10.0	0	16	4.4
Sean Wolf	8	3	22	7.3	0	9	2.8
Justin Buenger	7	3	12	4.0	0	6	1.7
Shaile Chamberlain	4	2	38	19.0	0	19	9.5
Devian McKennie	4	2	32	16.0	1	35	8.0
DeMarqus Payne	9	2	21	10.5	1	16	2.3
Ben Myers	9	2	15	7.5	1	14	1.7
DeMarrius Payne	1	2	8	4.0	0	4	8.0
Joseph Castro	2	1	17	17.0	0	17	8.5
Jason Tello	3	1	12	12.0	0	12	4.0
Total.....	9	158	2017	12.8	18	79	224.1
Opponents.....	9	140	1876	13.4	13	79	208.4

PUNT RETURNS	No.	Yds	Avg	TD	Long
Austin Griffin	19	131	6.9	0	29
Justin Wilson	5	59	11.8	0	38
Ben Myers	1	1	1.0	0	1
Total.....	25	191	7.6	0	38
Opponents.....	18	217	12.1	1	60

# Football Season Statistics

## (4-5 Overall, 4-4 OAC)

INTERCEPTIONS	No.	Yds	Avg	TD	Long
Justin Tello	3	5	1.7	0	4
Ryan Reid	3	10	3.3	0	10
Chance Moore	2	0	0.0	0	0
Cory Spelman	1	0	0.0	0	0
Zach Runzo	1	15	15.0	0	15
Total.....	10	30	3.0	0	15
Opponents.....	12	75	6.2	1	38

KICK RETURNS	No.	Yds	Avg	TD	Long
Devon Price	13	337	25.9	0	70
DeMarqus Payne	12	186	15.5	0	25
Austin Griffin	2	48	24.0	0	25
Cameron Lewis	2	19	9.5	0	11
Cory Spelman	1	16	16.0	0	16
Ben Myers	1	10	10.0	0	10
Sean Wolf	1	11	11.0	0	11
Total.....	32	627	19.6	0	70
Opponents.....	33	652	19.8	1	95

SCORING	TD	FGs	PATs				DXP	Saf	Points
			Kick	Rush	Rcv	Pass			
Justin Wilson	7	0-0	0-0	0-0	0	0-0	0	0	42
Carter Paul	6	0-0	0-0	0-0	0	0-0	0	0	36
Frank Thien	5	0-0	0-0	0-0	0	0-0	0	0	30
Tate Humphrey	4	0-0	0-0	0-1	0	0-1	0	0	24
Matt Chaney	0	1-3	20-21	0-0	0	0-0	0	0	23
Devian McKennie	2	0-0	0-0	0-0	0	0-0	0	0	12
DeMarqus Payne	2	0-0	0-0	0-0	0	0-0	0	0	12
Devon Price	2	0-0	0-0	0-0	0	0-0	0	0	12
Ben Myers	1	0-0	0-0	0-0	0	0-0	0	0	6
Anthony Fletcher	1	0-0	0-0	0-0	0	0-0	0	0	6
Tyler Rue	1	0-0	0-0	0-0	0	0-0	0	0	6
Lee Luckasevic	0	0-1	5-5	0-0	0	0-0	0	0	5
Sean Denson	0	0-0	0-0	0-0	0	0-0	0	1	2
Nick Newman	0	0-0	2-3	0-0	0	0-0	0	0	2
Total.....	31	1-4	27-29	0-1	0	0-1	0	1	218
Opponents.....	30	3-9	24-27	0-0	1	1-3	0	1	217

TOTAL OFFENSE	G	Plays	Rush	Pass	Total	Avg/G
Tate Humphrey	8	295	276	1506	1782	222.8
Tyler Rue	5	112	81	511	592	118.4
Carter Paul	9	136	581	0	581	64.6
Devian McKennie	4	49	157	0	157	39.2
DeMarqus Payne	9	32	139	0	139	15.4
Justin Buenger	7	19	17	0	17	2.4
Justin Wilson	9	3	13	0	13	1.4
Will Bodden	3	4	12	0	12	4.0
Justin McCray	2	1	11	0	11	5.5
Justin Magazine	2	5	11	0	11	5.5
Devon Price	9	12	10	0	10	1.1
Paul Winkler	3	2	6	0	6	2.0
Alex Mickley	4	2	6	0	6	1.5
TEAM	6	8	-54	0	-54	-9.0
Total.....	9	680	1266	2017	3283	364.8
Opponents.....	9	598	1237	1876	3113	345.9



# Football Season Statistics

## (4-5 Overall, 4-4 OAC)

FIELD GOALS	FGM-FGA	Pct	01-19	20-29	30-39	40-49	50-99	Lg	Blk
Matt Chaney	1-3	33.3	0-0	0-1	1-2	0-0	0-0	37	0
Lee Luckasevic	0-1	0.0	0-0	0-0	0-1	0-0	0-0	0	0

PUNTING	No.	Yds	Avg	Long	TB	FC	I20	Blkd
Kevin Weslosky	49	1776	36.2	61	5	4	12	0
Lee Luckasevic	1	49	49.0	49	0	0	1	1
Total.....	50	1825	36.5	61	5	4	13	1
Opponents.....	48	1775	37.0	57	3	2	11	1

KICKOFFS	No.	Yds	Avg	TB	OB	Retn	Net	YdLn
Abrim Mueller	34	1846	54.3	5	0			
Luke Rice	4	219	54.8	0	0			
Kevin Weslosky	1	47	47.0	0	0			
Total.....	39	2112	54.2	5	0	652	34.9	35
Opponents.....	38	2022	53.2	6	0	627	33.6	36

ALL PURPOSE	G	Rush	Rec	PR	KOR	IR	Tot	Avg/G
Devon Price	9	10	381	0	337	0	728	80.9
Carter Paul	9	581	121	0	0	0	702	78.0
Justin Wilson	9	13	518	59	0	0	590	65.6
Frank Thien	9	0	358	0	0	0	358	39.8
DeMarqus Payne	9	139	21	0	186	0	346	38.4
Anthony Fletcher	8	0	300	0	0	0	300	37.5
Tate Humphrey	8	276	0	0	0	0	276	34.5
Devian McKennie	4	157	32	0	0	0	189	47.2
Austin Griffin	9	0	0	131	48	0	179	19.9
Kyle Baker	9	0	122	0	0	0	122	13.6
Tyler Rue	5	81	0	0	0	0	81	16.2
Ryan Malone	9	0	40	0	0	0	40	4.4
Shaile Chamberlain	4	0	38	0	0	0	38	9.5
Sean Wolf	8	0	22	0	11	0	33	4.1
Justin Buenger	7	17	12	0	0	0	29	4.1
Ben Myers	9	0	15	1	10	0	26	2.9
Cameron Lewis	9	0	0	0	19	0	19	2.1
Joseph Castro	2	0	17	0	0	0	17	8.5
Cory Spelman	9	0	0	0	16	0	16	1.8
Zach Runzo	9	0	0	0	0	15	15	1.7
Will Bodden	3	12	0	0	0	0	12	4.0
Jason Tello	3	0	12	0	0	0	12	4.0
Justin Magazine	2	11	0	0	0	0	11	5.5
Justin McCray	2	11	0	0	0	0	11	5.5
Ryan Reid	7	0	0	0	0	10	10	1.4
DeMarrius Payne	1	0	8	0	0	0	8	8.0
Alex Mickley	4	6	0	0	0	0	6	1.5
Paul Winkler	3	6	0	0	0	0	6	2.0
Justin Tello	9	0	0	0	0	5	5	0.6
TEAM	6	-54	0	0	0	0	-54	-9.0
Total.....	9	1266	2017	191	627	30	4131	459.0
Opponents.....	9	1237	1876	217	652	75	4057	450.8

# Football Season Statistics

## (4-5 Overall, 4-4 OAC)

DEFENSIVE LEADERS	-----Tackles-----				TFL/Yds	-Sacks-  No-Yds	---Pass Def---			-Fumbles-		Blkd	
	GP	Solo	Ast	Total			Int-Yds	BrUp	QBH	Rcv-Yds	FF	Kick	Saf
46 Steven Kenny	9	29	48	77	3.0-12	0.5-3	.	1	1	1-0	.	1	.
1 Joe Powell	9	27	35	62	3.5-15	1.5-9	.	.	.	.	1	.	.
45 Dillon Kwiat	9	27	24	51	2.5-8	.	.	2	.	.	.	.	.
16 Cory Spelman	9	20	24	44	.	.	1-0	.	.	.	1	.	.
34 Justin Tello	9	22	14	36	1.0-3	.	3-5	.	.	.	.	.	.
7 Sean Denson	8	15	15	30	8.0-61	5.0-35	.	1	.	1-0	.	.	1
31 Chance Moore	9	23	7	30	1.0-2	.	2-0	8	.	1-0	.	.	.
44 Adam Best	9	9	20	29	2.5-5	.	.	3	.	.	1	.	.
90 Cody Kelly	9	14	14	28	5.5-22	2.0-15	.	3	.	.	.	.	.
2I Ryan Reid	7	16	11	27	.	.	3-10	5	.	.	.	.	.
6 Josh Colbert	8	10	16	26	1.5-6	.	.	.	.	.	1	.	.
94 Mike King	9	15	10	25	7.0-22	2.0-11	.	.	.	.	.	.	.
55 Josh Cantrell	9	9	14	23	.	.	.	.	.	.	.	.	.
91 Josh Simon	7	10	13	23	6.5-26	3.0-15	.	.	.	.	.	.	.
36 Jeff Podolsky	9	8	12	20	.	.	.	.	.	.	1	.	.
11 Zach Runzo	9	9	9	18	.	.	1-15	4	.	.	.	.	.
26 Cheron Jenkins	9	2	7	9	.	.	.	.	.	.	.	.	.
5 Ben Myers	9	1	6	7	.	.	.	.	.	.	.	.	.
12 Garrett Clark	9	2	4	6	.	.	.	.	.	.	.	1	.
87 Gabe Swartz	7	2	4	6	.	.	.	.	.	.	.	.	.
22 Josh Bryan	9	2	4	6	.	.	.	.	.	.	.	.	.
20 Peair Foster	5	2	3	5	.	.	.	.	.	.	.	.	.
27 Connor Devine	8	1	2	3	.	.	.	.	.	.	.	.	.
75 Chase Jones	3	.	2	2	.	.	.	.	.	.	.	.	.
96 Cary MacLaughlin	3	2	.	2	.	.	.	.	.	.	.	.	.
60 Joel Perry	7	.	2	2	.	.	.	.	.	.	.	.	.
80 Frank Thien	9	2	.	2	.	.	.	.	.	.	.	.	.
52 Sam Petion	2	.	2	2	.	.	.	.	.	.	.	.	.
59 David Wooley	1	.	2	2	.	.	.	.	.	.	.	.	.
3L Will Bodden	3	2	.	2	.	.	.	.	.	.	.	.	.
35 Karl Thomson	5	.	1	1	.	.	.	.	.	.	.	.	.
40 Carter Paul	9	.	1	1	.	.	.	.	.	.	.	.	.
33 Austin Hostetler	4	1	.	1	.	.	.	.	.	.	.	.	.
92 Clay Moore	1	.	1	1	.	.	.	.	.	.	.	.	.
48 Allen Boss	6	1	.	1	.	.	.	.	.	.	.	.	.
89 Abrim Mueller	8	1	.	1	.	.	.	.	.	.	.	.	.
51 Jacob Crowley	6	.	1	1	.	.	.	.	.	.	.	.	.
56 Andrew Nieheisel	2	1	.	1	.	.	.	.	.	.	.	.	.
7A Anthony Fletcher	8	.	1	1	.	.	.	.	.	.	.	.	.
2 Alex Mickley	4	.	1	1	.	.	.	.	.	.	.	.	.
TM TEAM	6	.	.	.	.	.	.	.	.	1-0	.	.	.
23 Austin Griffin	9	.	.	.	.	.	.	.	.	.	.	1	.
Total.....	9	285	330	615	42-182	14-88	10-30	27	1	4-0	5	3	1
Opponents.....	9	362	383	745	75-285	23-142	12-75	31	5	4-0	5	2	1

# Volleyball Season Statistics

## (24-6 Overall, 7-2 OAC)

2012 Ohio Northern Volleyball

Ohio Northern Overall Individual Statistics (as of Nov 04, 2012)

All matches

Overall record: 24-6 Conf: 7-2 Home: 11-0 Away: 5-3 Neutral: 8-3

##	Name	SP-MP-MS	-----ATTACK-----					---SET---		-----SERVE-----		
			K	K/Set	E	TA	Pct	A	A/Set	SA	SA/S	SE
17	Ellen Grenert	103 29-29	285	2.77	67	705	.309	43	0.42	0	0.00	1
4	Ellie Gillespie	104 29-29	273	2.62	111	891	.182	23	0.22	28	0.27	11
7	Kristen Davidson	98 28-28	241	2.46	96	681	.213	5	0.05	0	0.00	2
19	Kaitlann Hogrefe	95 27-26	169	1.78	60	459	.237	9	0.09	22	0.23	10
8	Julia Fuerst	79 26-19	161	2.04	54	412	.260	0	0.00	0	0.00	1
3	Kelsie Zumberger	101 28-28	125	1.24	20	349	.301	991	9.81	25	0.25	15
13	Anna Ricker	48 18-10	60	1.25	28	169	.189	3	0.06	1	0.02	4
12	Julie Amos	13 7-0	14	1.08	15	50	-.020	2	0.15	0	0.00	0
9	Hannah Livengood	96 29-2	9	0.09	10	44	-.023	31	0.32	17	0.18	30
6	Jayce Born	11 8-0	7	0.64	1	16	.375	0	0.00	0	0.00	1
16	Heather Saunier	87 26-1	7	0.08	3	33	.121	87	1.00	28	0.32	8
22	Rachel Olach	4 3-0	4	1.00	5	12	-.083	0	0.00	0	0.00	0
18	Emily Beasley	3 3-0	3	1.00	2	9	.111	1	0.33	0	0.00	0
5	Jeni Kmic	101 29-1	3	0.03	2	21	.048	44	0.44	15	0.15	6
14	Amanda Volosin	3 2-0	1	0.33	0	1	1.000	4	1.33	1	0.33	1
15	Katie Karres	3 2-0	1	0.33	0	1	1.000	1	0.33	2	0.67	0
2	Emily Smith	1 1-0	1	1.00	2	4	-.250	0	0.00	0	0.00	0
11	Alexis Mills	24 10-0	0	0.00	2	8	-.250	5	0.21	3	0.12	9
1	Hannah English	7 3-0	0	0.00	0	2	.000	5	0.71	3	0.43	1
	OHIO NORTHERN.....	105 29-29	1364	12.99	478	3867	.229	1254	11.94	145	1.38	100
	Opponents.....	105 29-29	1194	11.37	597	3793	.157	1061	10.10	137	1.30	168

##	Name	S	RE	---DIG---		-----BLOCKING-----					
				DIG	Dig/S	BS	BA	Total	Blk/S	BE	BHE
17	Ellen Grenert	103	14	78	0.76	5	34	39	0.38	3	1
4	Ellie Gillespie	104	32	393	3.78	5	33	38	0.37	8	0
7	Kristen Davidson	98	4	71	0.72	10	38	48	0.49	3	1
19	Kaitlann Hogrefe	95	6	81	0.85	24	63	87	0.92	5	1
8	Julia Fuerst	79	0	23	0.29	20	49	69	0.87	15	1
3	Kelsie Zumberger	101	0	271	2.68	7	25	32	0.32	6	15
13	Anna Ricker	48	0	7	0.15	4	19	23	0.48	3	2
12	Julie Amos	13	0	4	0.31	0	2	2	0.15	2	0
9	Hannah Livengood	96	31	242	2.52	0	3	3	0.03	0	3
6	Jayce Born	11	2	7	0.64	0	0	0	0.00	0	0
16	Heather Saunier	87	18	198	2.28	0	5	5	0.06	0	4
22	Rachel Olach	4	0	0	0.00	1	0	1	0.25	0	0
5	Jeni Kmic	101	37	544	5.39	0	0	0	0.00	0	2
18	Emily Beasley	3	0	0	0.00	0	1	1	0.33	0	0
2	Emily Smith	1	0	0	0.00	0	0	0	0.00	0	0
14	Amanda Volosin	3	0	0	0.00	0	0	0	0.00	0	1
15	Katie Karres	3	1	6	2.00	0	0	0	0.00	0	0
1	Hannah English	7	0	1	0.14	0	0	0	0.00	0	0
11	Alexis Mills	24	8	34	1.42	0	0	0	0.00	0	0
	TEAM			3							
	OHIO NORTHERN.....	105	156	1960	18.67	76	272	212.0	2.02	45	31
	Opponents.....	105	141	1707	16.26	54	270	189.0	1.80	64	50



# #7/#11 Men's Soccer Season Statistics

## (20-2-0 Overall, 9-0-0 OAC)

##	Name	GP-GS	SHOTS								
			G	A	Pts	Sh	Shot%	SOG	SOG%	GW	PK-ATT
18	Nate Bascom	22-22	17	12	46	71	.239	44	.620	4	1-2
5	Keegan Ross	22-22	19	7	45	60	.317	41	.683	7	0-0
24	Cameron Johnson	22-22	10	6	26	64	.156	26	.406	2	0-0
10	Jeremy Barnes	22-18	7	9	23	43	.163	24	.558	1	0-0
4	Chris Matejka	22-22	7	7	21	26	.269	15	.577	3	3-3
13	Austin Windsor	22-22	4	2	10	34	.118	7	.206	2	0-0
25	Stephen Perkins	22-0	2	3	7	15	.133	5	.333	0	0-0
16	Michael Grossnickle	21-0	2	1	5	8	.250	7	.875	1	0-0
6	Shintaroh Itoh	22-22	1	3	5	17	.059	8	.471	0	0-0
22	Matt Fleming	22-22	0	4	4	4	.000	1	.250	0	0-0
7	Patrick Roberts	18-1	1	1	3	15	.067	7	.467	0	0-0
8	Chase Mueller	22-19	1	1	3	10	.100	6	.600	0	0-0
21	Josh Green	22-22	1	1	3	7	.143	5	.714	0	0-0
11	Craig Sumner	20-3	0	2	2	9	.000	1	.111	0	0-0
26	Ryan Sabol	16-0	0	1	1	5	.000	3	.600	0	0-1
12	Brett Bomba	9-0	0	1	1	4	.000	1	.250	0	0-0
1	Mac Church	22-22	0	1	1	0	.000	0	.000	0	0-0
15	Christian Knight	11-0	0	0	0	8	.000	3	.375	0	0-0
17	Shutari Sekito	10-0	0	0	0	4	.000	1	.250	0	0-0
14	Ken Wachtel	7-0	0	0	0	4	.000	1	.250	0	0-0
23	A.j. Vergara	8-0	0	0	0	3	.000	2	.667	0	0-0
20	Josh Long	6-0	0	0	0	1	.000	1	1.000	0	0-0
19	Chuck D'Imperio	22-3	0	0	0	1	.000	0	.000	0	0-0
9	Myoyo Chinoda	9-0	0	0	0	1	.000	1	1.000	0	0-0
3	Chad Smith	21-0	0	0	0	1	.000	0	.000	0	0-0
2	Josh McCoy	5-0	0	0	0	0	.000	0	.000	0	0-0
Total.....		22	72	62	206	415	.173	212	.511	20	4-6
Opponents.....		22	11	8	30	158	.070	64	.405	2	1-2

##	Name	GP-GS	GOAL AVERAGE			SAVES		RECORD			
			Minutes	GA	Avg	Saves	Pct	W	L	T	Sho
2	Josh McCoy	4-0	54:37	0	0.00	0	.000	0	0	0	0
1	Mac Church	22-22	1835:23	11	0.54	53	.828	20	2	0	14
Total.....		22	1890:00	11	0.52	53	.828	20	2	0	14
Opponents.....		22	1890:00	72	3.43	140	.660	2	20	0	1

GOALS BY PERIOD	1st	2nd	Total
Ohio Northern men...	41	31	72
Opponents.....	7	4	11

SHOTS BY PERIOD	1st	2nd	Total
Ohio Northern men...	234	181	415
Opponents.....	72	86	158

SAVES BY PERIOD	1st	2nd	Total
Ohio Northern men...	25	28	53
Opponents.....	78	62	140

CORNER KICKS BY PRD	1st	2nd	Total
Ohio Northern men...	87	90	177
Opponents.....	27	25	52

FOULS BY PERIOD	1st	2nd	Total
Ohio Northern men...	64	101	165
Opponents.....	139	150	289

# Women's Soccer Season Statistics

## (13-4-4 Overall, 5-3-1 OAC)

##	Name	GP-GS	G	A	Pts	Sh	Shot%	GW	PK-ATT
5	Kristina Klusek	21-21	14	8	36	126	.111	4	0-0
25	Sandy Plunkett	21-17	6	6	18	34	.176	3	0-0
22	Sandra Thorarensen	21-19	6	2	14	37	.162	3	0-0
17	Sami Atkinson	14-3	4	3	11	20	.200	1	1-1
7	Abbie Schauble	21-21	2	5	9	38	.053	1	0-0
23	Lauren Brown	21-21	1	6	8	26	.038	0	0-0
12	Tara Tokar	20-20	2	3	7	32	.062	0	0-0
18	Alex Weirich	15-1	2	0	4	16	.125	0	0-0
2	Hannah Moloney	20-3	2	0	4	10	.200	1	0-0
19	Alex Hazelet	21-2	0	2	2	6	.000	0	0-0
6	Paige Garber	21-21	0	2	2	5	.000	0	0-0
20	Lauryn Zielinski	15-0	0	2	2	1	.000	0	0-0
24	Lindsey Gilchrist	21-21	0	1	1	1	.000	0	0-0
8	Sara Rutherford	3-0	0	0	0	3	.000	0	0-0
4	Morgan Miles	8-0	0	0	0	2	.000	0	0-0
16	Abby Vargo	21-21	0	0	0	1	.000	0	0-0
14	Nicole Grant	20-19	0	0	0	1	.000	0	0-0
32	Erin Waehner	21-21	0	0	0	0	.000	0	0-0
30	Jenny Seibert	1-0	0	0	0	0	.000	0	0-0
29	Anna Hoard	1-0	0	0	0	0	.000	0	0-0
28	Alicia Sawmiller	1-0	0	0	0	0	.000	0	0-0
26	Megan Cottongim	1-0	0	0	0	0	.000	0	0-0
15	Allison Maynard	3-0	0	0	0	0	.000	0	0-0
13	Nicole Berry	4-0	0	0	0	0	.000	0	0-0
9	Colleen Kerger	3-0	0	0	0	0	.000	0	0-0
1	Kimmy Connor	2-0	0	0	0	0	.000	0	0-0
0	Emily Brodict	1-0	0	0	0	0	.000	0	0-0
Total.....		21	39	40	118	359	.109	13	1-1
Opponents.....		21	14	8	36	139	.101	4	1-1

##	Name	GP-GS	---GOAL AVERAGE---			--SAVES--		----RECORD----			
			Minutes	GA	Avg	Saves	Pct	W	L	T	Sho
0	Emily Brodict	1-0	30:20	0	0.00	0	.000	0	0	0	0
32	Erin Waehner	21-21	1896:56	13	0.62	48	.787	13	3	4	9
1	Kimmy Connor	2-0	42:49	1	2.10	1	.500	0	1	0	0
Total.....		21	1970:05	14	0.64	49	.778	13	4	4	9
Opponents.....		21	1970:05	39	1.78	127	.765	4	13	4	2

GOALS BY PERIOD	1st	2nd	OT	OT2	Total
Ohio Northern women.	19	19	1	0	39
Opponents.....	9	5	0	0	14

SHOTS BY PERIOD	1st	2nd	OT	OT2	Total
Ohio Northern women.	171	169	8	11	359
Opponents.....	65	63	9	2	139

SAVES BY PERIOD	1st	2nd	OT	OT2	Total
Ohio Northern women.	24	22	3	0	49
Opponents.....	62	60	3	2	127

CORNER KICKS BY PRD	1st	2nd	OT	OT2	Total
Ohio Northern women.	46	59	2	3	110
Opponents.....	38	28	1	0	67

FOULS BY PERIOD	1st	2nd	OT	OT2	Total
Ohio Northern women.	63	83	4	3	153
Opponents.....	69	81	0	4	154

# Men's Cross Country Individual Results - 2012

(Updated 10/27/12)

Runner (# of Runners)	ONU& (68)	Calvin (333)	Willms. (208)	Ott-JV (105)	Ohio (153)	UW-O (500)	Ober-JV (191)	OAC (147)	NCAA	NCAA
<b>Mark Berton</b>	19:10 1st	<b>25:19</b> 8th	26:56 17th	—	26:23 18th	26:04 57th	—	26:03-@ 7th		
<b>Nathan Rosenbaum</b>	19:54 6th	26:16 49th	27:00 18th	—	<b>25:48</b> 7th	26:13 72nd	—	26:18-@ 14th		
<b>Michael Simmons</b>	19:26 9th	<b>25:53</b> 28th	27:13 28th	—	26:25 20th	26:26 93rd	—	26:22-@ 18th		
<b>Evan McKee</b>	19:57 8th	<b>26:35</b> 68th	27:32 35th	—	26:41 27th	26:35 110th	—	<b>26:08-@</b> 9th		
<b>Tyler Feitshans</b>	19:54 5th	<b>26:25</b> 57th	28:05 69th	—	26:35 24th	26:49 138th	—	26:54 33rd		
<b>Kyle Wagner</b>	20:11 15th	<b>26:37</b> 70th	29:35 140th	—	—	—	—	—		
<b>Jeff Denny</b>	19:49 4th	<b>26:39</b> 72nd	28:13 76th	—	27:27 59th	27:24 211th	—	27:54 71st		
<b>Kenton Holliday</b>	20:07 14th	<b>26:40</b> 73rd	27:57 57th	—	—	27:01	—	27:02 39th		
<b>Tobias Deardorff</b>	—	—	—	28:04 20th	27:59^	—	<b>26:42</b> 31st	27:41 66th		
<b>Ian Anderson</b>	20:22 18th	27:22 128th	28:49 113rd	—	27:28^	—	<b>26:44</b> 32nd	27:26 58th		
<b>Eric Wymer</b>	20:31 21st	<b>26:58</b> 94th	28:15 78th	—	26:58^	27:18 201st	—	<b>26:48</b> 28th		
<b>Matt Bayman</b>	—	—	—	29:43 36th	28:40^	—	<b>27:06</b> 46th	27:56 73rd		
<b>Ryan Valentine</b>	—	—	—	29:09 20th	30:33^	—	27:44 75th	<b>27:14</b> 47th		
<b>Tom Gerberich</b>	21:01 28th	28:17 190th	—	28:14 28th	28:16^	—	<b>27:16</b> 53rd	28:15 88th		
<b>Mathew Johnson</b>	20:00 10th	—	—	<b>27:17</b> 3rd	27:21 56th	27:22 209th	—	26:51 30th		
<b>Michael Potter</b>	21:25 38th	27:22 127th	—	27:57 19th	<b>27:19^</b>	27:45 258th	—	27:26 59th		
<b>William Huddleston</b>	20:45 26th	27:41 157th	—	28:42 35th	28:11^	—	<b>27:30</b> 63rd	27:18 50th		
<b>Jordan Kloss</b>	—	—	—	28:46 36th	28:54^	—	<b>27:34</b> 66th	28:06 82nd		
<b>Brett Neutzling</b>	20:34 22nd	28:11 185th	—	28:14 29th	27:54^	—	<b>27:38</b> 69th	27:21 52nd		
<b>Dan Steigerwald</b>	21:15 35th	<b>27:48</b> 164th	—	—	28:03^	—	28:18 98th	27:55 72nd		
<b>Dan Sowa</b>	21:26 39th	28:47 213rd	—	29:16 50th	28:55^	—	<b>27:56</b> 81st	28:34 92nd		
<b>Ian Trau</b>	23:17 52nd	<b>29:06</b> 231st	—	—	—	—	—	—		
<b>Matt Ernstes</b>	22:44 47th	30:01 274th	—	30:43 76th	29:39^	—	<b>27:45</b> 76th	28:13 86th		
<b>Jonathan Wherry</b>	24:09 58th	—	—	—	30:49^	—	<b>29:30</b> 135th	29:37 117th		
<b>Nathan Barchalk</b>	23:24 55th	—	—	31:43 89th	31:29^	—	<b>29:36</b> 138th	30:02 126th		
<b>Greg Krasnoschlik</b>	24:13 60th	33:29 324th	—	34:51 104th	35:11^	—	<b>33:09</b> 177th	34:27 146th		

**Bold Indicates Season Best Time**  
& - 5,000-meter course

^ - Open Race

@ - All-Ohio Athletic Conference

# - All-Great Lakes Region

& - School Record



# #34 Women's Cross Country Individual Results - 2012

(Updated 10/27/12)

Runner (# of Runners)	ONU <sup>^</sup> (52)	Calvin (313)	Wllms* (215)	Ott-JV (129)	Ohio (146)	UW-O (500)	Ober-JV (155)	OAC (140)	NCAA	NCAA
Allison Steinbrunner	13:49 1st	<b>17:42-&amp;</b> 1st	<b>21:12-&amp;</b> 3rd	—	17:53 1st	21:24 1st	—	22:12-@ 1st		
Lydia Weaver	14:18 2nd	<b>18:07</b> 5th	22:39 6th	—	18:27 3rd	<b>22:01</b> 7th	—	22:54-@ 2nd		
Aya Tomozawa	15:02 3rd	<b>19:21</b> 53rd	24:13 64th	—	19:44 41st	<b>23:42</b> 82nd	—	24:27-@ 16th		
Brooke Larsen	15:09 9th	<b>19:34</b> 71st	24:34 90th	—	20:35 79th	<b>23:47</b> 92nd	—	25:25 43rd		
Sarah Turley	15:16 13th	19:59 99th	25:13 126th	—	<b>19:49</b> <sup>^</sup>	<b>23:59</b> 115th	—	24:37 21st		
Casey Adamcik	20:39 11th	<b>19:15</b> 49th	24:27 84th	—	19:50 46th	<b>23:59</b> 118th	—	24:37 20th		
Catie Huber	15:08 8th	<b>19:41</b> 80th	25:08 122nd	—	19:43 <sup>^</sup>	<b>24:13</b> 141st	—	24:17-@ 13th		
Samantha Hoffman	15:14 12th	20:56 178th	—	<b>19:50</b> 10th	19:58 <sup>^</sup>	<b>24:15</b> 147th	—	24:54 28th		
Erin Radigan	5:07 7th	<b>19:50</b> 89th	24:56 109th	—	19:54 53rd	<b>24:32</b> 177th	—	25:30 45th		
Julie Puvogel	15:03 5th	<b>19:41</b> 78th	25:07 120th	—	20:15 64th	<b>24:41</b> 199th	—	26:05 60th		
Kara Sosinski	15:45 18th	20:12 117th	—	—	<b>20:11</b> <sup>^</sup>	—	<b>23:27</b> 17th	24:49 27th		
Margaret Sorg	15:33 17th	<b>20:09</b> 113rd	—	20:23 22nd	<b>20:09</b> <sup>^</sup>	—	<b>24:09</b> 30th	25:41 54th		
Katie Klopp	15:24 15th	<b>20:00</b> 101st	26:18 161st	—	21:08 <sup>^</sup>	—	<b>24:24</b> 26th	26:21 66th		
Laura Avino	15:48 19th	<b>20:31</b> 139th	—	20:49 28th	22:34 <sup>^</sup>	—	<b>24:31</b> 39th	26:30 70th		
Kayti Kintner	16:28 30th	22:18 233rd	—	<b>20:59</b> 37th	21:32 <sup>^</sup>	—	<b>24:40</b> 45th	26:11 76th		
Brittany Lang	15:53 22nd	<b>20:34</b> 143rd	—	20:45 27th	20:54 <sup>^</sup>	—	<b>24:54</b> 51st	26:20 65th		
Kendra Lee	15:25 16th	<b>20:21</b> 125th	—	20:51 30th	21:21 <sup>^</sup>	—	<b>25:13</b> 63rd	27:26 95th		
Emily Myers	17:12 38th	<b>21:41</b> 215th	—	22:02 66th	22:08 <sup>^</sup>	—	<b>25:24</b> 66th	26:43 75th		
Raechel Moore	16:48 33rd	21:47 218th	—	<b>21:07</b> 40th	21:20 <sup>^</sup>	—	<b>25:37</b> 71st	27:00 83rd		
Gabi Patarini	17:15 39th	22:03 227th	—	<b>21:46</b> 64th	22:18 <sup>^</sup>	—	<b>25:52</b> 78th	26:44 76th		
Sarah Thompson	16:11 26th	<b>20:56</b> 177th	—	21:00 38th	20:59 <sup>^</sup>	—	—	<b>25:52</b> 57th		
Rebekah McCutchen	16:43 31st	22:21 236th	—	<b>22:16</b> 72nd	<b>22:16</b> <sup>^</sup>	—	<b>26:28</b> 96th	28:05 105th		
Brittany Stanek	16:54 35th	<b>20:58</b> 182nd	—	21:16 48th	21:33 <sup>^</sup>	—	<b>26:32</b> 98th	28:13 110th		
Caitlin Ratliff	17:30 41st	<b>22:42</b> 244th	—	22:46 85th	23:07 <sup>^</sup>	—	<b>26:46</b> 103rd	28:28 113rd		
Katie Horton	18:26 44th	23:37 263rd	—	<b>23:35</b> 101st	23:46 <sup>^</sup>	—	<b>27:16</b> 112th	29:35 123rd		
Moriah Rouch	17:45 42nd	<b>22:55</b> 253rd	—	24:07 107th	25:12 <sup>^</sup>	—	<b>30:43</b> 151st	34:30 137th		

\* - 6,000-Meter Race      @ - All-Ohio Athletic Conference      # - All-Great Lakes Region      ^ - Open race  
& - 4,000-Meter Race      & - School Record

**Bold Indicates Season Best Time**



# 2012 NCAA Division III Women's VOLLEYBALL CHAMPIONSHIP



**Regionals**  
Nov. 9-11

**Quarterfinals**  
Nov. 15

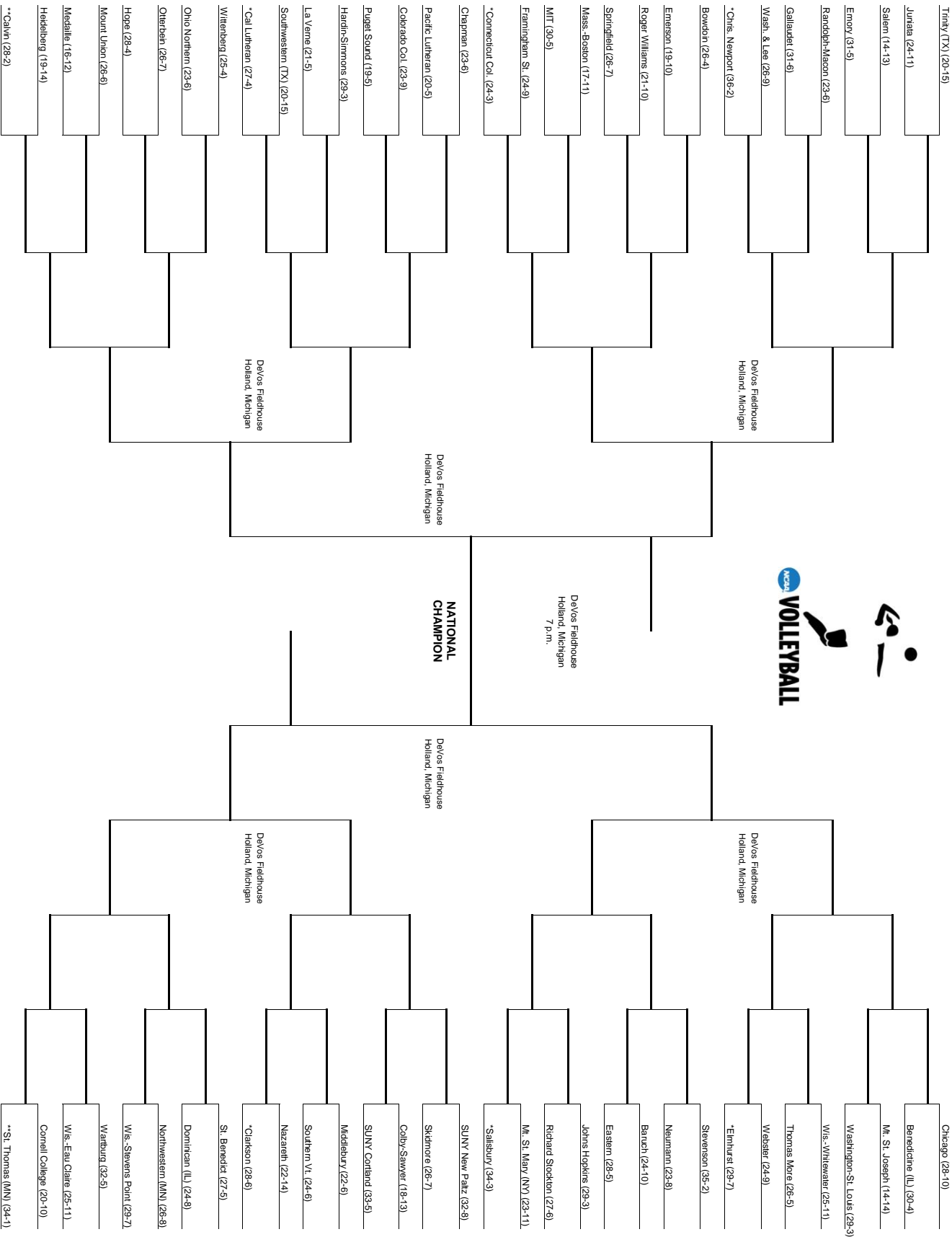
**Semifinals**  
Nov. 16

**Final**  
Nov. 17

**Semifinals**  
Nov. 16

**Quarterfinals**  
Nov. 15

**Regionals**  
Nov. 9-11

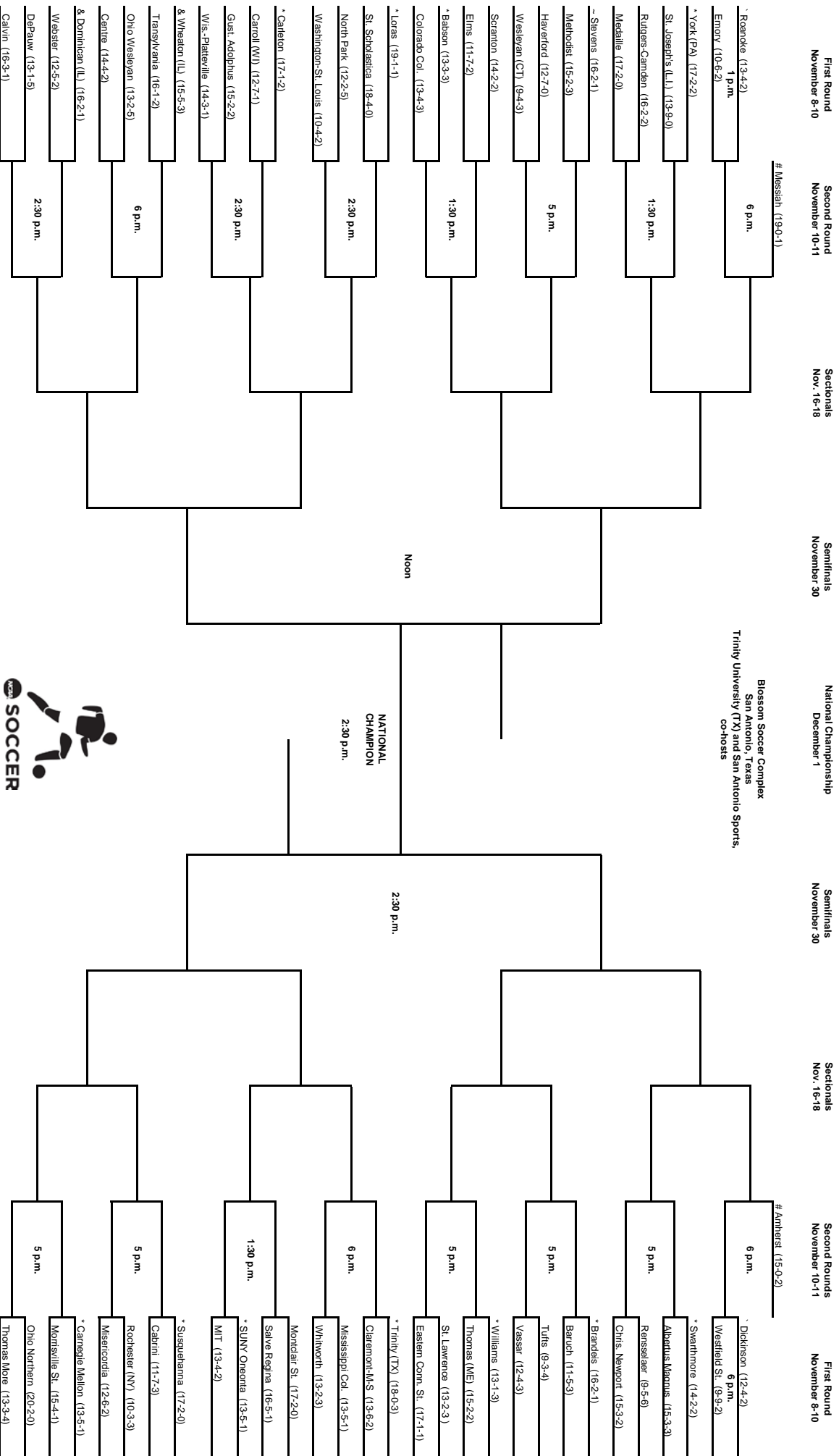


\* Host Institution

\*\* Host Institution with Thursday-Sat Format  
All times are Eastern



# 2012 Division III Men's Soccer Championship

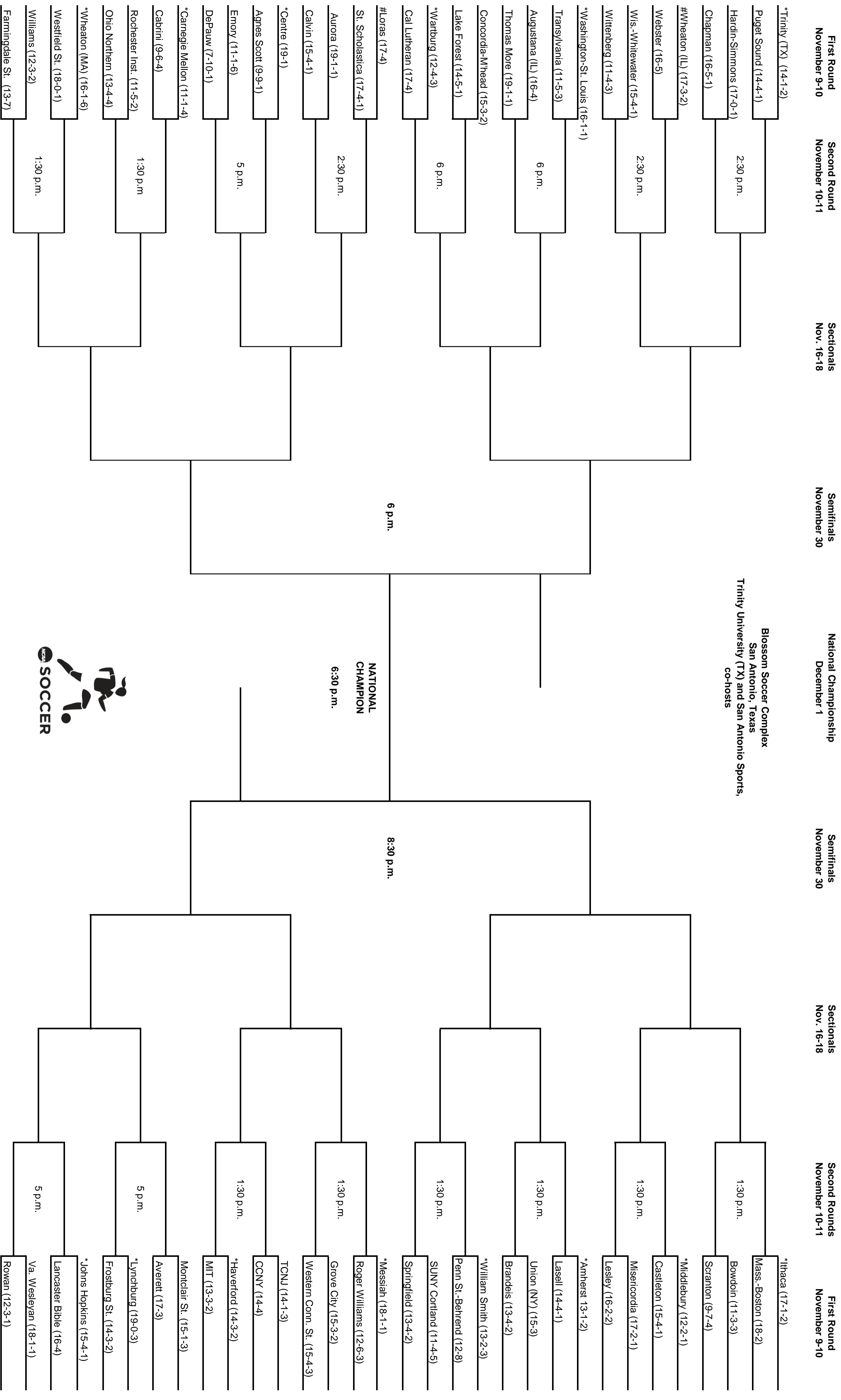


Host Institutions  
 \* First Round Host, November 8  
 \* First/Second Round Host, November 10-11  
 & First/Second Round Host, November 9-10  
 - First/Second Round Host, November 10-11, Alternate Facility  
 # Second Round Host, November 11  
 \* Sectional Hosts, November 17-18  
 - Sectional Hosts, November 16-17

All game times are Eastern time.



# 2012 NCAA Division III Women's Soccer Championship



### Host Institutions

\*First/Second-Round Host, November 10-11

#First/Second-Round Host, November 9-10

^Sectional Hosts, November 17-18

-Sectional Hosts, November 16-17

All times are Eastern time